



MAD RIVER CANOE
product guide 2006

Download provided free at SoloCanoes.com - Not for resale in any form

Wilderness River Expedition Art Foundation (WREAF) - George River, Nunavik, Canada

The photos on our cover come from the 2005 WREAF Recon Expedition on the George River in the heart of Canada's Boreal Forest. The WREAF was conceived by Rob Mullen whose wilderness art graced our 2005 catalog. The goal of the Foundation is to promote the preservation of our wilderness rivers by inspiring the world's finest nature artists to travel these rivers and to generate art depicting the wonders of these ecosystems and in turn, inspire the public to protect these precious resources. The 2006 George River Expedition will include luminaries such as artists Robert Bateman, Rob Mullen, Lindsay Foggett, Lee Kromschroeder, and Dan Smith, photographers Gary and Joanie McGuffin, and videographers Jeff and Ken Whiting. Exhibits of the art and photography inspired by these journeys will be hosted by the Smithsonian Institution in 2008 and the Wildling Museum in 2007. Films of these expeditions are also in the works under the auspices of the Worldwide Nature Artists Group.

Mad River Canoe is proud to be the exclusive paddlesport sponsor of this ongoing international effort and to stand in support of this unique endeavor with such fine organizations as the Canadian Boreal Initiative, Canadian Tourism Commission, Tourisme Quebec, Worldwide Nature Artists Group, Makavik Corporation, Ontario Ministry of Natural Resources, Canon USA, Environmental Systems Research Institute, and Wildlife Art magazine. For additional information, logon to www.madrivercanoe.com.



photos : Gary McGuffin; George River
Quebec, Canada

IQ SYSTEM

IQ MODULAR GUNWALE SYSTEMS

When something's got as long a history as the canoe, most changes one sees are at best evolutionary. It's rare when something revolutionary comes along. In the late 1800's it was the wood and canvas canoe, in the 50's it was the aluminum canoe, fiberglass canoes in the 60's, the '70's brought canoes of Royalex and Kevlar, in the 80's the rotomolded polyethylene canoe. All the attention was given to hull shapes and materials, which makes sense given that the canoe is the most versatile craft afloat. The gunwales remained ignored and largely unchanged until 2002 when Mad River introduced the revolutionary IQ Modular Gunwale System.

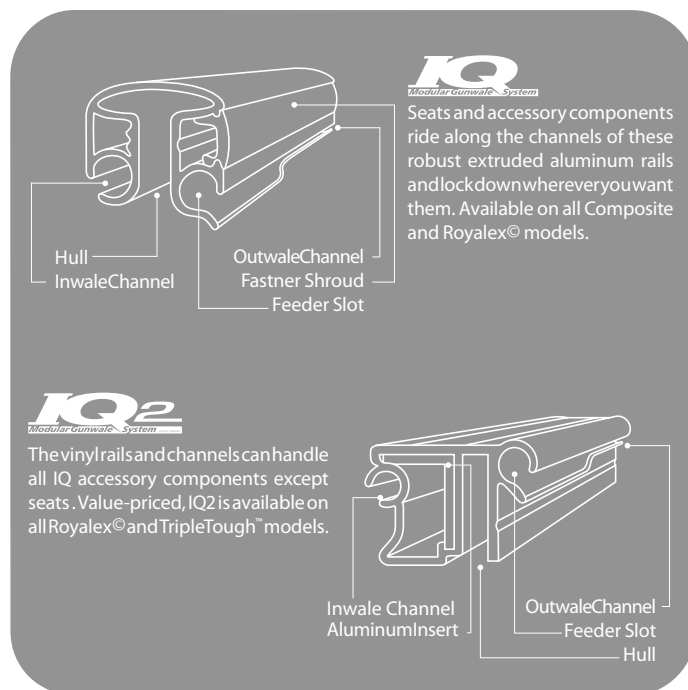
The heart of the patent pending IQ system are the full length channels inset in the aluminum gunwale, one on the inside of hull and one on the outside. These channels allow seats to be moved and repositioned to adjust trim to best respond to changes in paddling pairs or conditions. They are also the vehicle to carry an ever expanding array of IQ Modular Accessories (see pages 20-21), allowing the paddler to outfit his boat for whitewater one day and then strip it and install tripping accessories for the next trip. No longer are you stuck with one outfitting set-up permanently installed. The channels also provide secure attachment for accessories, minimizing the need to glue outfitting into your hull or to drill holes to attach spray covers for example.

The response to the IQ Concept led us to introduce IQ2 for 2005. Utilizing the same concept crafted in a vinyl gunwale, IQ2 allowed us to extend the IQ Advantage to almost every canoe in the Mad River line. Channels in both IQ and IQ2 are dimensionally identical, allowing full exploitation of the IQ Modular Accessories in either system.

The IQ offers one advantage over the IQ2 besides being lighter. The aluminum structure of the IQ will support seats and allow seats to be repositioned for best trim. This has been one of the most noted and appreciated features of IQ. The IQ2 vinyl rail does not have the structural integrity to support the paddler's weight and

paddling stresses. Hence the IQ2 is available with fixed seats only.

Mad River has made the gunwale an active part in maximizing the unrivalled versatility of the canoe for the first time. In days gone by it was your hull only that defined what kind of paddling your canoe excelled at. No longer. With the IQ Gunwale Systems you can complement and exploit those hulls with high performance outfitting that can be tailored specifically for the paddling at hand today and reworked for what lies ahead the next time out.



WHAT'S NEW

FOR 2006

What's New for 2006



Adventure 14

The response to our revolutionary Adventure 16 virtually demanded we expand the line with a 14 footer. Designed to provide enhanced stability, the 14 delivers on that account and the multi-chine hull offers surprisingly good paddling efficiency to boot. The 14 is decked out with all the creature comforts that make the 16 such a crowd pleaser: adjustable reclining padded backrests, storage trays, cup holders, and center seat, all standard. Standard too, is the unmatched maintenance-free durability that distinguishes the Adventure 16, complements of our unique "uni-body" polyethylene hull construction.



Legend 16

The Legend is one of those rare products that actually lived up to its' name and we're pleased to revive this river friendly touring/tripping canoe. Shallow arch symmetrical hull with flare makes for a canoe that runs dry and is particularly well suited for class II-III rivers. Nimble enough to play and spacious enough to load up for a week long trip, the Legend is one of those rare boats that becomes the boat of choice even by folks that own multiple canoes. This boat not only became a Legend in its' own time, it was ahead of its' time, an SUV of a canoe, conceived well before the SUV was a gleam in the automaker's eyes or a moniker coined by marketers.



Legend 15

A smaller, more nimble edition of the Legend 16, the 15 offers the versatility of a river crossover canoe, well-suited to either tandem or solo use. Symmetrical hull allows the 15 to be paddled "backwards," solo from the bow seat, providing excellent trim and control on flat water or class II-III rivers. It's a superior solo river tripper that also excels as a solo sportsman's canoe. Shallow arch hull provides good balance and flared ends offer a dry ride.



Duck Hunter

We're proud to offer a limited number of our royalex Explorers in the classic "Duck Hunter" edition. The olive green hull is tastefully trimmed with dark stained and slotted wood gunwales, seats, yoke, and extra thwart, distinguished by gold decals make this an Explorer that stands out amongst the rest while making for a low key presence out on the water and in the woods. The Duck Hunter has long been a preferred model for the sporting paddler and we're pleased to make it available to a fortunate few once again.

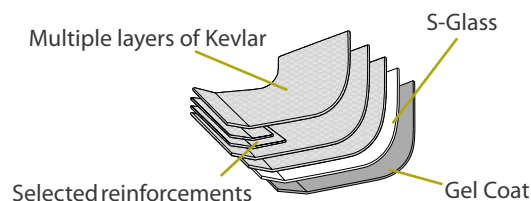


photo : Gary McGuffin; George River Quebec, Canada

HULL MATERIALS

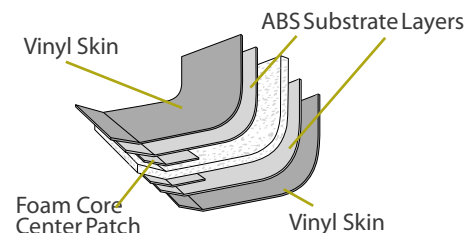
Kevlar™ KX

Mad River's been building canoes of Kevlar Aramid fiber longer than anyone so we know it well. Pound for pound, Kevlar is 5 times stronger than steel yet also one of the lightest of composite materials. Superior tensile strength provides excellent impact absorption and tear resistance, traits that made Kevlar a choice material for military helmets and body armor. Mad River employs Kevlar as part of a sophisticated composite matrix including a proprietary gel coat and abrasion resistant S-glass to build the most durable canoes per pound available.



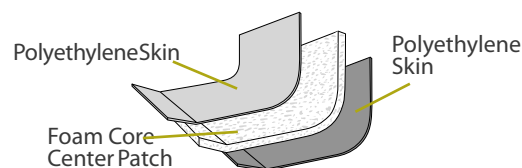
Royalex™ RX

Royalex is a vacuum-formed sheet laminate consisting of external vinyl layers enclosing multiple ABS plastic layers and a foam core. Not all Royalex is the same. Each canoe is made of a specific Royalex sheet designed for the intended use of that canoe. Royalex is very resistant to impact and its moderate weight makes it the preferred material for paddlers wanting to balance durability and weight in demanding conditions. It has "memory," allowing it to distort to absorb impact and then rebound to original form after pressure is relieved. Royalex is repairable should the worst-case scenario ever occur.



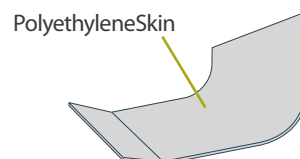
TripleTough™ TT

Mad River's proprietary polyethylene skin/foam/skin hull material produces a tough, durable, maintenance-free, value-priced hull. Foam core provides integral flotation and stiffness. High density linear polyethylene skins provide superior impact protection and are repairable. TT hulls average about 15 – 20% heavier than Royalex and offer similar performance characteristics.



Gen2™ Polyethylene

Single solid layer of linear high-density polyethylene is used exclusively in our economically priced Adventure 14 +16s. Gen2 has excellent abrasion and impact resistance but if unsupported is too flexible for efficient paddling. Rather than simply put a reinforcing pole down the center of the hull we opted to integrate the hull and deck structure to provide the necessary rigidity and gain the strength available in a uni-body style construction. The result is a very tough and virtually maintenance free hull at a very modest price. Weight is comparable to TT hulls.



CANOE DESIGN

THE HULL TRUTH

Elements of Canoe Design

The task facing a canoe designer is a formidable one. Due to the inherent versatility of the canoe, more is asked of it than any other watercraft. It might be paddled, poled, sailed, rowed, or motored. It must be light enough to be lifted, carried or portaged, yet stout enough to stand up to considerable abrasion and impact and able to transport 20 times its weight or more. On top of all that, it should be fun and stimulating to paddle.

Mad River offers canoes in a wider variety of designs than any other manufacturer.

We opt for the specific design elements that will enhance the design purpose of that particular canoe, whether it be the shallow vee of the versatile Explorers and Freedoms or the shallow arch in the cruising Horizons and Outrage whitewater playboats.

In discussing the elements of canoe design, it is absolutely key to remember that it is the interplay of the various elements that determines a canoe's performance and it is the art of the canoe designer that makes the whole far more than the sum of its' component parts. What's best for a

whitewater canoe is diametrically opposed to what's most desirable for a flat water canoe. Trade offs are inevitable. It's the designer's art and skill in reconciling all the aspects of canoe designs that determines the canoe's performance.

There's no way to do justice to all the details of canoe design here. You'll find summaries of the advantages and disadvantages of various elements. For more detailed information visit www.madrivercanoe.com.

Beam (Width)

Measured at the widest point of the canoe and largely impacts stability and speed. The most common reference is width at the gunwales but an often more telling dimension is width at the waterline as this will determine the amount of effort required to move the boat through the water.

Narrow (33" or less)

Pros

- speed
- paddling efficiency

Cons

- lower initial stability

Medium (34 – 37")

Pros

- good blend of speed, stability, and capacity
- versatility, can be paddled solo or tandem

Cons

- speed/glide falls below narrow canoe
- initial stability lower than wide canoe

Wide (38" or more)

Pros

- higher initial stability
- stable platform for fishing, photography, etc.

Cons

- slow
- poor glide
- farther reach to water
- difficult to paddle solo

Length

Measured stem to stem and is the most straightforward of all the aspects of canoe design. In terms of versatility, canoes in and around 16' are preferred. Large enough to be paddled tandem with a load or soloed on occasion and fast enough for touring yet nimble enough to work their way down a twisty stream. Canoes with emphasis on cruising speed tend to be longer while whitewater canoes shorter with a premium on maneuverability.

Short (14' or less)

Pros

- increased maneuverability
- higher initial stability
- nimble and responsive to turning strokes

Cons

- slower
- less glide or carry
- poor tracking

Medium (14.5 – 17')

Pros

- moderate speed and glide
- can be paddled tandem or solo
- moderate maneuverability

Cons

- slower than long canoes
- less nimble than shorter canoes

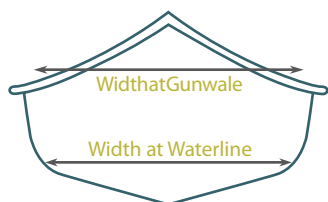
Long (17.5' +)

Pros

- faster on open, flat water
- better carry or glide between strokes
- increased capacity

Cons

- less maneuverable or nimble
- heavier than short canoe of same material



CANOE DESIGN

THE HULL TRUTH

Keel Line

A canoe's keel line is the profile of the hull bottom running from stem to stern, best seen by standing back and viewing the canoe from the side. The keel line can range from straight or level to highly arched or rocker (think of the runner on bottom of a rocking chair).

We classify canoes have less than 2" of rocker as slightly rockered. Models with rocker ranging from 2" to 3" are considered moderately rockered and those with over 3" of rocker as extremely rockered.


Slightly Rockered:-

Horizon 15, Horizon 17, Angler 14, Adventure 16, Adventure 14, Express 16, Malecite



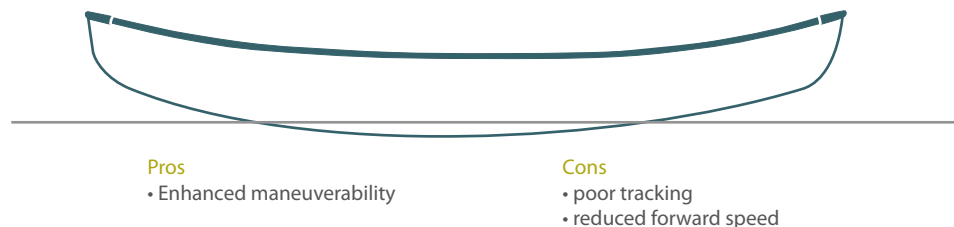
Moderately Rockered:

Explorer, Explorer 15, Explorer 16TT, Explorer 14TT, Freedom 16, Freedom 17, Freedom Solo, Legend 15, Legend 16, Orion



Extremely Rockered:

Outrage, Outrage X



Symmetry

Symmetry refers to the shape of the canoe viewed from overhead. Canoes can be symmetrical or asymmetrical. Asymmetrical canoes

can be fish-form with widest point ahead of center or swede-form with widest point behind center.

Symmetrical

Explorer, Explorer 15, Explorer 16TT & 14TT, Freedom 16, 17 & Solo, Legend 15 & 16, Malecite, Adventure 14 & 16, Orion, Express 16

Pros

- predictable handling
- can be paddled in reverse for better trim with adult/child paddlers or solo paddler

Cons

- slower than swede-form hull



Asymmetrical – Swede Form

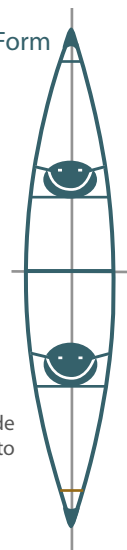
Horizon 15 & 17, Express 16

Pros

- enhanced forward speed
- enhanced glide

Cons

- Can't be paddled backwards without some performance degradation in speed and glide
- can be wet when paddling into waves



Asymmetrical – Fish Form

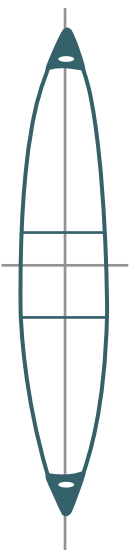
Outrage, Outrage X

Pros

- improved buoyancy over drops
- increased dryness and wave deflection

Cons

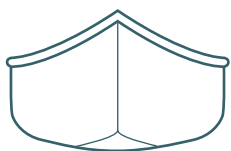
- slow
- decreased glide



Hull Cross Section

To visualize this aspect of canoe design, think about bisecting the canoe from side to side. Hull Cross Section can impact canoe performance in a number of ways from stability to maneuverability to speed. Canoes usually feature one of three hull cross sections: Flat, Shallow Arch, and Shallow Vee. Note that both Shallow Arch and Vee can vary in terms of degree or angle.

Shallow Arch



Horizon 15 & 17, Adventure 14 & 16, Freedom Solo, Legend 15 & 16, Outrage X, Outrage

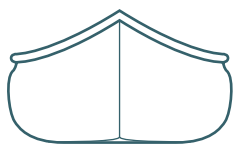
Pros

- paddling efficiency & speed in calm conditions
- higher final stability than flat bottom
- maneuverable when combined with moderate to extreme rocker

Cons

- performance degrades in rough waters
- lower final stability than shallow vee

Flat Bottom



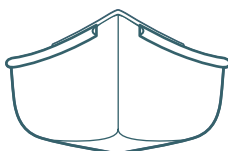
Pros

- high initial stability
- maneuverable

Cons

- poor final stability
- poor structural integrity
- slow
- unpredictable if leaned or in waves
- stability reduced as load increases
- tends to invert (oilcan) unless reinforced or heavily built

Shallow Vee



Explorer, Explorer 15, Explorer 16TT & 14TT, Express 16, Freedom 16 & 17, Malecite, Orion

Pros

- most versatile hull cross section
- highest final stability
- superior rough water performance
- better tracking
- superior rigidity for increased hull efficiency
- can be "tuned" (track: paddle straight up; maneuver: lean hull into turn)

Cons

- wear concentrated at point of Vee
- lower initial stability
- slower than shallow arch in calm conditions

Side Profile

Refers to the form of the side of the canoe looking at it from one end. Canoe sides can be straight, flared, (wider from waterline to gunwale) or tumble-home (narrower at gunwale than at waterline). A canoe can actually feature all three profiles from end to end with flare at bow, tumble-home at center and straight at the stern. The primary factors in determining choice of side profile are stability, paddling efficiency, and ability to shed waves and water. The amount of flare or tumble-home can vary from model to model.

Straight



Freedom Solo

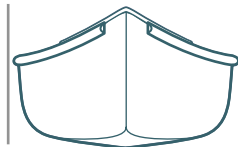
Pros

- maintains final stability
- moderately dry vs. side waves

Cons

- in deep hulls makes for long reach to water
- subject to windage

Flared



Explorer, Explorer 15, Explorer 16TT & 14TT, Freedom 16 & 17, Legend 16, Malecite, Angler 14, Orion

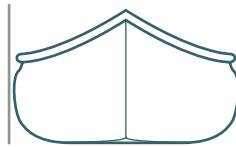
Pros

- driest side hull profile
- increases final stability
- allows for narrower waterline for increased efficiency and speed

Cons

- reduced paddling comfort and efficiency (farther reach to water)

Tucked



Horizon 15 & 17, Express 16, Outrage, Outrage X, Legend 15, Adventure 14 & 16

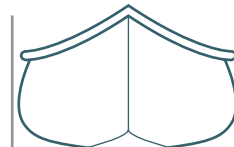
Pros

- moderately dry
- maintains final stability
- protects gunwales from side impact or abrasion

Cons

- reduced paddling comfort and efficiency (farther reach to water)

Tumble Home



Pros

- allows more efficient paddle stroke
- preferable for flat/calm water solos

Cons

- reduces final stability
- wet vs side waves as water will follow curve of hull up side




photo : Gary McGuffin; George River Quebec, Canada

VERSATILE

CANOES



When you want to seize the opportunity to go just about anywhere, get a canoe that's up for potentially anything.



photo : Gary McGuffin; George River Quebec, Canada

Looking for one canoe that will let you do some of everything? Our versatile canoes provide all-round performance with minimal compromise. Each design is balanced to offer competence in a wide range of conditions. If your paddling is a mix of open water and rivers large or small, these canoes will reward you. Not as outright fast as our Tripping canoes or as nimble as our Whitewater boats, our Versatile canoes offer rewarding performance and reassuring seaworthiness in varied conditions, all in one, "do-it-all" hull.

BOAT LIST

Explorer RX
Explorer RX 15
Duck Hunter
Freedom Solo
Freedom 16
Freedom 17
Legend 15
Legend 16
Angler 14

MAD RIVER CANOE

EXPLORER RX



RX

Length:
16'/488cm
Width at waterline:
33"/84.5cm
Average weight:
72 lbs/32.5kg

IQ IQ2

Robust Royalex® construction serves well the beginning paddler or the most ambitious. Unrivaled versatility in one hull. This proven hull can deliver you to those remote places you dream about. Gunwales in wood, IQ or IQ2. Shown in IQ2 and cane seats.

EXPLORER 15 RX



RX

Length:
14'9"/488cm
Width at waterline:
33.75"/86cm
Average weight:
62 lbs/28.0kg

IQ IQ2

Versatility defined. This nimble tandem for cruising and light touring shines in confused waters. It's also a fine solo expedition and fishing canoe. Manufactured in Royalex®, gunwales in wood, IQ or IQ2. Shown in IQ and bucket seats.

EXPLORER DUCK HUNTER RX



RX

Length:
16'/488cm
Width at waterline:
33"/84.5cm
Average weight:
72 lbs/32.5kg

Limited low-visual-impact edition of the RX Explorer; olive drab hull in and out trimmed in stained and slotted ash gunwales, stained seats, thwart and yoke makes for a classic presentation as well as an efficient sporting platform. Gunwales in wood only.

VERSATILE

CANOES



FREEDOM 16 RX

RX

Length:
15' 11" / 485cm
Width at waterline:
33" / 84cm
Average weight:
73 lbs / 33kg

IQ IQ2



Dry, superior capacity and excellent whitewater performance. Reinforced Royalex® for increased durability. Quite capable on flat water, it will make short work of long pools and remain poised through the drops. Gunwales in wood, IQ or IQ2. Shown in IQ2 with web seats.

FREEDOM 17 RX

RX

Length:
17' / 518cm
Width at waterline:
34" / 86cm
Average weight:
79 lbs / 36kg

IQ IQ2



Got a lot of gear to haul? This is our most versatile "big" canoe, a river-tripping loadmaster with good tracking and surprising maneuverability. Nice, dry ride, too. Gunwales in wood, IQ or IQ2. Shown in wood with cane seats.

FREEDOM SOLO RX

RX

Length:
14' 6" / 442cm
Width at waterline:
29" / 74cm
Average weight:
55 lbs / 25kg

IQ IQ2



In many people's opinion, the perfect solo river-running boat for day trips or expeditions. Durable Royalex® handles extremes of running loaded through rapids, and is just as confident surfing a hole. Gunwales in wood, IQ or IQ2. Shown in IQ2 with cane seat.

LEGEND 15 RX



RX

Length:
15'/458cm
Width at waterline:
33"/84cm
Average weight:
63 lbs/28.4kg

IQ2

Class II-III capable compact tandem river tourer or spacious solo tripper. If your paddling is more river than lake, this boat has the credentials. Gunwales in IQ2 or wood. Shown in wood with cane seats.

LEGEND 16 RX



RX

Length:
16'/488cm
Width at waterline:
34"/86cm
Average weight:
73 lbs/33kg

IQ2

Flared, shallow arched hull translates to a superb river runner/tripper. A well-proven choice for shallow, boisterous rivers with capacity for extended mixed water trips with or without gear. Gunwales in IQ2 or wood. Shown in wood with cane seats.

ANGLER 14 RX



RX

Length:
13'10"/422cm
Width at waterline:
35.5"/90cm
Average weight:
56 lbs/25.4kg

IQ IQ2

Make this your first canoe and experience the versatility of our Shallow Arch Hull. Short and beamy, the Angler 14 provides reassuring stability that will let you focus on your fishing. Ideal "poke-around" canoe for lakes, ponds and an excellent sporting canoe for fishing or hunting, Gunwales in wood, IQ, IQ2 or lightweight aluminum. Shown in aluminum with cane seats.

RECREATIONAL

CANOES



Carefree construction, learning-curve tolerant design, performance you may never outgrow.

How do you define a “recreational” canoe? It’s tough simply because the very nature of a canoe is to be versatile and capable. Perhaps a better way to describe these boats is as value-driven. The canoes you’ll find in this section are designed to provide top performance and capability for the dollar. Designed to require minimal maintenance and provide maximum fun for the buck, they’re ideal for a family out for a casual, relaxing float, for leaving at the lakeside cottage, or for the sportsman looking for a durable stable platform from which to pursue his quarry. These boats are capable of much more (note the Explorer heritage of our 14 & 16TTs) but are friendly to the budget. Perfect for getting started and not easily outgrown as your skills and expectations develop.

BOAT LIST

Explorer 16TT
Explorer 14TT
Orion TT
Adventure 14
Adventure 16

MAD RIVER CANOE

EXPLORER 16TT



TT

Length:
16'/488cm
Width at waterline:
34"/ 86cm
Average weight:
82 lbs/37kg

IQ2

Manufactured TripleTough™ for years of rugged reliability, this full-size family boat is also a proficient get-away-from-it-all hull. Capacity, stability and sea worthiness; what more could you want? Available with IQ2 gunwales. Shown with IQ2 gunwales with web seats.

EXPLORER 14TT



TT

Length:
14'6"/442cm
Width at waterline:
34"/ 86cm
Average weight:
72 lbs/32.7kg

IQ2

A knock-around canoe your family will love. As a solo boat or compact tandem, the classic Shallow V-Hull offers great tracking and comforting final stability. Care-free TripleTough™ construction. Available with IQ2 gunwales. Shown with IQ2 gunwales and web seats.

ORION TT



TT

Length:
14'6"/442cm
Width at waterline:
34"/ 86cm
Average weight:
85 lbs/38.5kg

IQ2

What do you feel like today? Paddling, rowing, motoring? The square-stern, TripleTough™ Orion is prized by sportsmen and women alike for its adaptability. Standard with 3 seats and oarlocks (7' oars recommended—not included). Recommended for electric motors of up to 45 lbs. maximum thrust). Available with IQ2 gunwales. Shown with IQ2 gunwales and web seats.

RECREATIONAL

CANOES

ADVENTURE 14

GEN 2

Length:
14'/427cm
Width at waterline:
33"/84cm
Average weight:
75 lbs/34kg



Sometimes less is more and this is the case with our new Adventure 14. Complete with all the maintenance free durability and creature comforts standard—adjustable padded backrests, storage trays, cup holders, center seat. The 14 delivers enhanced stability and ease of handling on or off the water. Virtually maintenance-free.

ADVENTURE 16

GEN 2

Length:
16'/488cm
Width at waterline:
31"/79cm
Average weight:
81 lbs/37kg



A breakthrough in value and performance, this rotationally molded polyethylene canoe has integrated all the features you need—contoured seats, adjustable padded backrests, storage, carry handles, and cupholders—at a price that changes everything. Virtually maintenance-free.

photo: Tim Brown; Palmico Sound, NC



MAD RIVER CANOE

WHITEWATER

CANOES

These are very specialized canoes designed exclusively for spirited play in whitewater. Mad Rivers have claimed more titles and championships in open canoe whitewater than any other canoe, most of them in "stock" boats, not specially built hulls. We've put that dominance to good use in designing boats that excel in the most demanding and turbulent conditions.



photo: Robert Harrison; Baby Falls Tellico River, TN

OUTRAGE RX



RX

Length:
12'/366cm
Width at waterline:
26.5"/ 67cm
Average weight:
52 lbs/23.5kg

IQ2

If we had a dollar for every victory notched in this canoe...Royalex® construction and proven design give the 190 pound and under paddler a consistent, high-performance play boat with solid hull speed and excellent upstream performance. Gunwales in wood or IQ2 with 2 thwarts standard. Shown with IQ2 with Ready-to-Go factory-upgrade installed outfitting.

OUTRAGE X RX



RX

Length:
13'/396cm
Width at waterline:
27"/ 69cm
Average weight:
53 lbs/24kg

IQ2

Paddlers 190 pounds and up will appreciate this playboat, which features the same sophisticated hull design as the Outrage in a package for the larger-sized paddler. Gunwales in wood or IQ2 with 2 thwarts standard. Shown in IQ2.

TOURING

CANOES



The larger your spirit of adventure, the more you need a canoe that shares it.

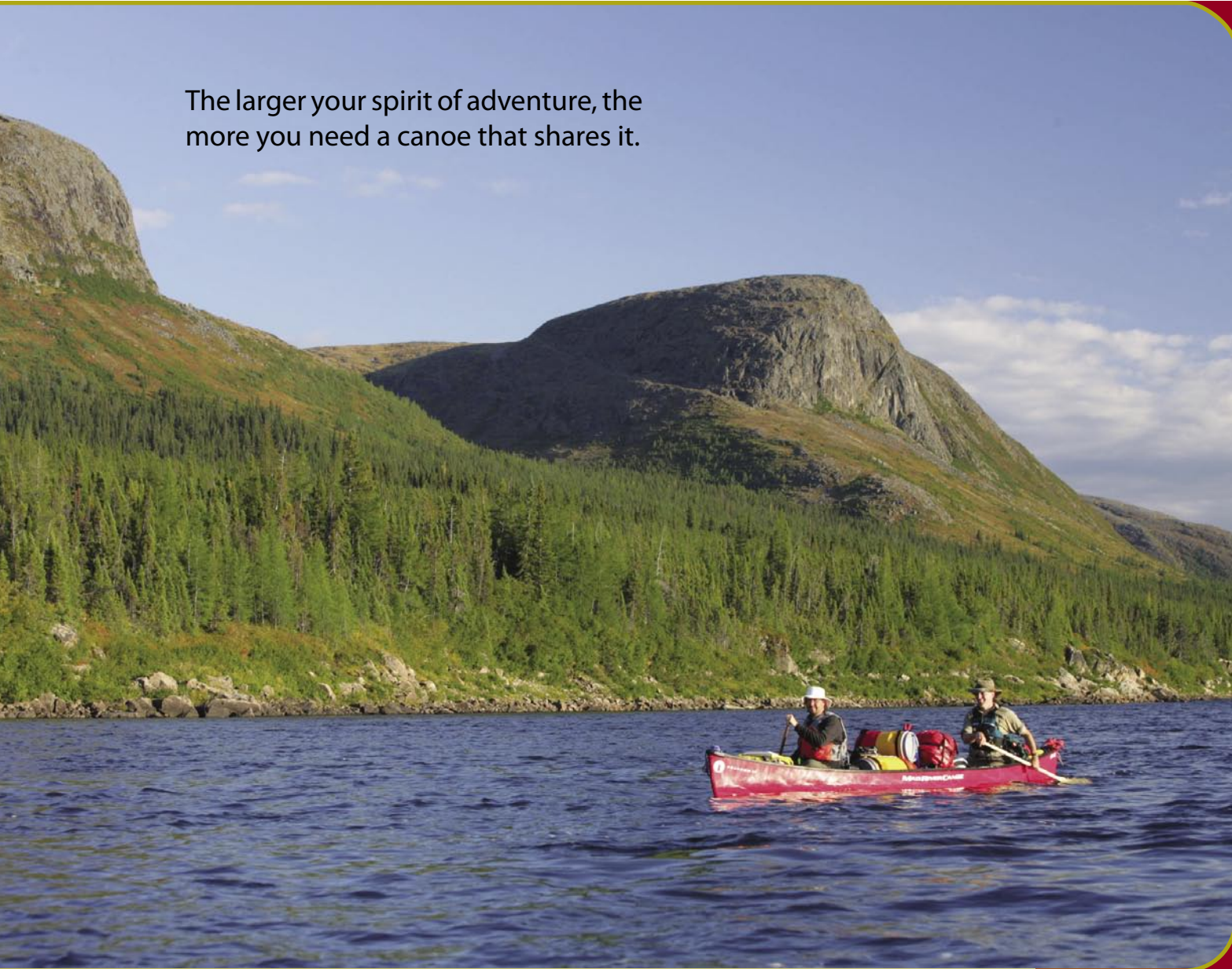


photo : Gary McGuffin; George River Quebec, Canada

Whether it be a summer long expedition in northern Canada, a week's vacation in the Boundary Waters of Minnesota, or a weekend getaway on local waters, our touring canoes are up to the task. These hulls are designed for paddling efficiency with a healthy dose of capacity for good measure. Add in solid stability and hulls with an emphasis on running dry when loaded and you've defined the "touring" canoe. But don't sell them short, they're very rewarding for more casual, spur-of-the-moment paddling. Never heard anyone complain that their canoe is too fast.

BOAT LIST

Explorer KX
Malecite KX
Horizon 15 RX
Horizon 17 RX
Explorer 16 RX

MAD RIVER CANOE

EXPLORER KX



KX

Length:
16'4"/498cm
Width at waterline:
33"/84cm
Average weight:
54 lbs/24.5kg



The premier boat in our line. Exquisitely light and stiff Kevlar makes long portages seem shorter; its fine lines and entry make short work of long open water stretches. Gunwales in aluminum, wood or IQ. Shown in IQ with bucket seats.

MALECITE KX



KX

Length:
16'5"/500cm
Width at waterline:
32.25"/82cm
Average weight:
51 lbs/23kg



This classic touring canoe is our best for combining solo and tandem paddling. Fast, efficient, sleek and sexy in Kevlar® construction, Malecite's flared dry hull maintains its composure in chop and waves. Gunwales in wood, aluminum or IQ. Shown in IQ with bucket seats.

photo : Gary McGuffin; George River Quebec, Canada



TOURING

CANOES



RX

Length:
15'2"/462cm
Width at waterline:
32.25"/82cm
Average weight:
56 lbs/25.8kg



HORIZON 15 RX

There's good cargo capacity, and the sophisticated, asymmetrical Shallow Arch hull feels solid underfoot while delivering surprising speed for a short boat. Compact and capable as a solo or tandem. Gunwales in wood, aluminum, IQ or IQ2. Shown in IQ with bucket seats.

RX

Length:
16'9"/511cm
Width at waterline:
33.25"/84cm
Average weight:
66 lbs/30kg



HORIZON 17 RX

Our fastest Royalex® performance hull. The asymmetrical Shallow Arch design, voluminous capacity and initial stability make this canoe a pleasure to paddle distances. Gunwales in wood, aluminum, IQ or IQ2. Shown in IQ with bucket seats.

RX

Length:
16"/488cm
Width at waterline:
33"/84cm
Average weight:
60 lbs/27kg



EXPRESS 16 RX

Based on our proven Explorer, the Express is leaner, faster, and lighter, making it a great "pocket" tripper on mild or open waters. Shallow Vee hull enhances tracking and provides reassuring stability. Gunwales in wood, aluminum, IQ or IQ2. Shown in IQ with bucket seats.

IQ ACCESSORIES

IQ Accessories



MAD RIVER CANOE

Chameleon Camouflage Take full advantage of the interchangeability of the IQ with our camo system. Nicknamed Chameleon as you can change camo patterns to best match habitat and season. 4 piece side drapes and separate top cover are designed to fit any 14' to 17.5' canoe outfitted with IQ or IQ2. Choice of New Break Up or Shadowgrass patterns.

Sprayshields Partial spray covers secured in the exterior IQ channels eliminate need to drill your hull. Available for IQ in tandem, short tandem, and solo editions and for IQ2 in tandem. All sprayshields feature stays to keep cover from sagging in your lap and to resist implosion from waves. Zippered attachment system makes installation and removal a matter of moments and cover can be unzipped and flipped to one side to access gear. Black.

Belly Cover Center cover counterpart to sprayshields. Zippered attachment system makes installation and removal a matter of moments and cover can be unzipped and flipped off to access gear. Stays keep cover crowned to shed rain and resist implosion from waves. One size fits all IQ and IQ2 tandem canoes. Black.

Tandem End Overbag Designed to hold flotation bags or gear in front of bow paddler or behind stern paddler. Mesh sides and bottom won't capture water. Top zipper for easy access to contents afloat or ashore. Two part zipper installation makes it easy to install or remove and integral carry handles let you lift Overbag and contents and carry to campsite or across portage trail without unloading. Black.

Glove Box A place to store all those things you need at a moment's notice. Can be positioned beside, in front of, or behind the paddler, wherever preferred, and provides 300 cubic inches of storage capacity. Tapered design also allows it to fit alongside of traditional canoe or webcanoe seats.

Adjustable Tie Downs Does just what the name suggests, slides in the IQ or IQ2 gunwale and can be moved wherever necessary to secure gear. Multiple cut-outs will accommodate 1" webbing and/or 1/4" diameter cord. Spin knob locks tie down in place and reverses to allow removal or relocation. Sold as set of 4.

Workstation Think of it as a desk, a dinner table, or a work bench with storage capability. 14" x 12" surface provides plenty of room to fix meals, make notes, sort and organize flies, lures, lens, etc. Station is movable, slide it up close when needed and then away when not. 1400 cu. in. storage provides a lot of room to stow often needed items close to hand. Height adjustable. Fits IQ and IQ2.

Center Seat Module Add another seat to your IQ canoe. Fully adjustable to best trim canoe and for height and angle to bring new level of comfort to anyone along for the ride. Easily removed when not needed. Fits IQ system only.

Lash-In System Versatile quick and secure system to lash in gear or flotation. Spaced tie-down loops on webbing runner provide multiple tie-in points and slide in and out of channels with ease. Sold in pairs and can be cut for specific fit. Fits IQ or IQ2. Cord not included.

Removable Yoke Deluxe cupped yoke that can be attached to IQ or conventional canoes. Aluminum frame with dense neoprene covered foam provides secure carry. Contoured shape keeps boat secure on up and down hill portage trails

Center Overbag Companion piece to the Tandem End Overbag designed to fit in center of canoe much like old-style Wanigans. Adjustable width accommodates canoes of varying beam. Half moon top zipper for easy access to contents. Integral carry handles allow removal without unloading. Will also fit Voyageur Mini Center float bags or others of similar dimensions (34" x 16"). Fits IQ and IQ2. Black.

Outrage & Outrage X Flotation Overbags Specific bags for both Outrages with either IQ or IQ2 gunwales eliminate need to install eyelets in gunwales or worse, drill through hull to secure flotation bags. Protect bags from abrasion and can be removed or installed in moments. Generous mesh pocket at end with clip-in for throw bags or water bottles. Outrage X bag fits Freedom Solo also. Yellow.

Spreader Tool IQ and IQ2 canoes come with installed feeder slots that allow access to just about all parts of the boat but the

Spreader Tool lets you add slots wherever desired for added convenience or to suit your personal needs. Spreader tools available for either IQ or IQ2 systems and can be used to restore bent or crimped channels as well.

Adjustable Footbraces Any experienced paddler knows the value of a good footbrace in terms of significantly improving paddling efficiency and reducing fatigue. IQ footbrace is adjustable both for position and height to accommodate any paddler. Fits IQ or IQ2 canoes.

Seat Pad and Backrest Enhance the comfort of the IQ contoured seat with our adjustable backrest and seat combination. Wings on backrest are cut low and wrap around to offer positive back support. One of the few backrests that you can actually use while actively paddling. Fits IQ seats only.

Waterproof Chine Bag How long have you been waiting for a dry storage bag that'll always be within arms reach, one that you don't have to tie or lash in? Waterproof zipper makes for easy in and out and 100% reliable dry seal. Features external lash straps to secure paddles, tripods, rods, etc. and D-rings to clip in water bottles, throw ropes, and more. Generous 33" x 10" dimensions provide capacity, yet bag tucks away below gunwale, out of the way but close at hand.

IQ Cup Holder Slides easily in IQ or IQ2 gunwale systems, is easily positioned where you want it, and works on either side of the boat. Thermo-formed plastic body is tough and lightweight and designed to keep your cup of "Joe" vertical, won't tilt under load. We all know how handy these are in cars, why not canoes?



MAD RIVER

Company History

Mad River Canoe had admittedly humble beginnings. Frustrated in his search for a canoe suited for wilderness paddling, Jim Henry in 1971 finally gave up and decided to go one better and build his own, the original Malecite. Virtually on a whim, Jim entered the 1971 National Whitewater Canoe Championships on the nearby Dead River in Maine. Jim went on to win the Down River competition and immediately encountered demand for his boat. Jim set up shop in a shed on his property in Waitsfield, Vermont and started building canoes, taking the company name from the Mad River, which flowed through the valley below his hillside home.

Within a year demand outstripped the production capacity of Jim's woodshed and Mad River briefly partnered with Tubbs of Vermont before bringing production home to Waitsfield. In 1973 Jim and wife Kay incorporated the Mad River Canoe Company and occupied a production facility in town.

1974 saw the first Royalex canoe brought to market. 1975 introduced the legendary Explorer, a design that 30 years later remains unparalleled in terms of capability and versatility. Mad River also pioneered Kevlar® to the canoe market, opening a new frontier in the ratio of high strength to low weight. The innovations and recognition kept coming as the company grew and expanded its offerings of performance designs executed in the best of materials. In 1984 the Society of Plastics Industry Association awarded Mad River its top prize for excellence in the marine category for the Kevlar-Airex Explorer, competing against luxury yachts and ocean-going sailboats with prices well into six figures. (not bad for a boat with a price tag of less than \$1500). Ten years later the Composite Fabricators Association ACE award went to Mad River for its Kevlar-Hybrid laminate hulls. Mad River's excellence was also recognized by the paddlesports' industry as the company has received three "Canoe Manufacturer of the Year" awards by "Canoe and Kayak" magazine and remains the only three time winner in the history of the award.

Mad River in partnership with its outdoor specialty dealers also pioneered innovative marketing and promotional campaigns to spread the gospel of paddling. The national "You Can Canoe Days" program debuted in 1985 and saw 3 factory teams touring the country, hosting over 150 on-water demo days annually. In 1989, Mad River expanded its paddlesport accessory programs with the acquisition of Voyageurs Ltd.

In 1998 Mad River partnered with Wilderness Systems of North Carolina to form Confluence Watersports (joined shortly thereafter by Wave Sport kayaks). At the end of 2001, Mad River moved production facilities to Trinity, North Carolina where the long-established tradition of innovation continued as witnessed by the advent of the IQ and IQ2 modular gunwale systems.

2005 brought a new chapter in the history of Mad River as Confluence Watersports (our parent company) acquired Dagger and Perception and we consolidated operations in Easley, South Carolina. Our expanded family has allowed the synthesis of the best of Mad River and of Dagger Canoe, a worthy former competitor, into a greater whole.



History of the Bunny



Native American Micmac Indian legend tells of the rabbit, pipe in hand, sitting secure and confident within the ferns, as his mortal enemy the lynx prowls nearby. The rabbit is confident of his own ability. He knows he has the strength, agility, and intelligence to deal with whatever challenges await. He

represents the assurance that your Mad River Canoe is the finest craft of its kind, a canoe in which you can paddle across the pond or into the wilderness with absolute peace of mind.

Mad River Canoe Colors

KX



RX (VARIES BY MODEL)



TT



GEN2



	RED	GREEN	BLUE	SAND	WHITE	YELLOW	OLIVE	CAMO	COBALT	TOBASCO
EXPLORER RX	■	■		■			■			
EXPLORER 15 RX	■	■								
EXPLORER RX Duck Hunter							■			
FREEDOM solo RX	■	■								
FREEDOM 16 RX	■	■								
FREEDOM 17 RX	■	■					■			
LEGEND 15 RX	■	■								
LEGEND 16 RX	■	■								
ANGLER 14 RX		■					■			
EXPLORER 16 TT	■	■	■	■		■	■	■		
EXPLORER 14 TT	■	■	■	■		■	■	■		
ORION TT	■	■	■	■		■	■	■		
ADVENTURE 14	■	■	■	■		■	■	■		
ADVENTURE 16	■	■	■	■		■	■	■		
MALECITE KX	■	■	■	■	■					
EXPLORER KX	■	■	■	■	■					
HORIZON 15 RX		■		■						
HORIZON 17 RX		■		■						
EXPRESS 16 RX	■	■		■						
OUTRAGE RX									■	
OUTRAGE X RX										■



Breeze Kid's Paddle

Built from start with kids in mind. Child size shaft, grip, and blade; light yet durable with fiberglassed blade to stand up to unintended use and abuse.

Choice of 36 or 44".



Whisper

An out of the ordinary entry level paddle for calm waters. Classic Ottertail blade shape is efficient and encourages development of paddling technique. Reinforced tip stands up well to the learning curve.

Choice of 54, 57 or 60." Average weight: 26 ozs.



Shadow

A classic design tastefully executed in distinctive woods such as walnut and fir. Wrap-around tip protection, ovalled shaft, and modified palm grip for comfort and performance.

Choice of 54, 57, or 60" Average weight: 27 ozs.



Mistral

Light and deceptively strong, well suited for mixed water and expeditionary use. Laminated cedar blade with fiberglass overlay for stiffness and durability, oil-finished arced "T" grip for control and daylong comfort, laminated oval shaft.

Choice of 54, 57, 60" Average weight: 24 ozs.



Mistral Bent

A paddle you can live with day in, day out, for weeks at a time. Same features as the Mistral straight in a 10° bent shaft paddle for even more efficiency.

Choice of 48, 50, or 52" average weight: 23 ozs.



Vapor

Cedar laminated shaft and blade with carbon power face, glass over laid blade with 360° circumferential edge protection make for an extremely light and stiff paddle you don't need to baby. Articulated palm grip fits your hand like a glove.

Choice of 54, 56, 58 & 60" Average weight: 19 ozs.



Vapor Bent

Almost as much a piece of art as an extremely functional paddle for the enthusiast. All the attributes and advantages of the Vapor in an efficiency enhanced 10° bent shaft that performs as good as it looks.

Choice of 48, 50, 52" Average weight: 19 ozs.

Mad River Canoe Accessories

While we're known for our performance canoes, Mad River has long known that proper accessory selection can make or break any outing. Our accessories have been designed from the start to complement and enhance your paddling experience, not compromise it. We know what it takes to get the most out of your Mad River canoe and are proud to provide the tools necessary to make the quality of your experience a reality. A sampling would include:




Universal Yoke



BWCA Yoke Pads



Universal Yoke



Playboat Knee Pads



Skid Plate Kit



Contoured Seat Pad



Sidekick Motor Mount



Removable Kneeling Pad



2" D-Ring

2006 CANOE SPECS

photo : Gary McGuffin; George River Quebec, Canada cover photo : Gary McGuffin; Northern Lights (Aurora Borealis) over the George River, Northern Quebec, Canada. September 2005

see * below chart

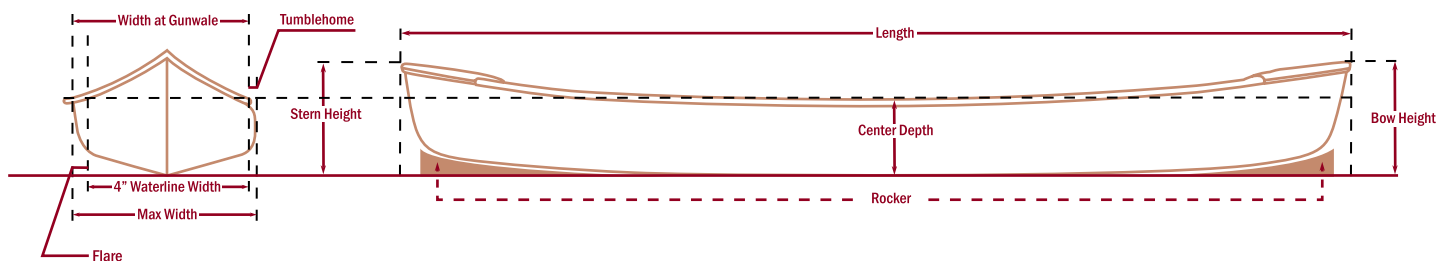
	Length	Width			Depth			Rocker		Capacity*	Average weight	IQ System
		Gunwale	@ 4" Waterline	Maximum	@ Center	@ Bow	@ Stern	@ Bow	@ Stern	6" Freeboard		
EXPLORER RX	16' / 488cm	35" / 89cm	33" / 84.5cm	35" / 89cm	14.5" / 37cm	21" / 53cm	21" / 53cm	2.25" / 6cm	2.125" / 5.5cm	1100 lbs / 499kg	72 lbs / 32.5kg	IQ / IQ2
EXPLORER 15 RX	14'9" / 450cm	35.75" / 91cm	33.75" / 86cm	36" / 91cm	14.5" / 37cm	21" / 53cm	20" / 51cm	2.25" / 6cm	2.125" / 5.5cm	850 lbs / 386kg	62 lbs / 28kg	IQ / IQ2
EXPLORER RX Duck Hunter	16' / 488cm	35" / 89cm	33" / 84.5cm	35" / 89cm	14.5" / 37cm	21" / 53cm	21" / 53cm	2.25" / 6cm	2.125" / 5.5cm	1100 lbs / 499kg	72 lbs / 32.5kg	IQ / IQ2
FREEDOMsoloRX	14'6" / 442cm	29" / 74cm	29" / 74cm	30.5" / 77cm	14.25" / 36cm	20" / 51cm	19.5" / 50cm	2.5" / 6cm	2.5" / 6cm	750 lbs / 340kg	55 lbs / 25kg	IQ / IQ2
FREEDOM 16 RX	15'11" / 485cm	35" / 89cm	33" / 84cm	35" / 89cm	14.5" / 37cm	22" / 56cm	21.75" / 55cm	2.25" / 6cm	2.5" / 6cm	1100 lbs / 499kg	73 lbs / 33kg	IQ / IQ2
FREEDOM 17 RX	17' / 518cm	37.25" / 95cm	34" / 86cm	37.25" / 95cm	14" / 36cm	22" / 56cm	22" / 56cm	2.25" / 6cm	2.25" / 6cm	1200 lbs / 544kg	79 lbs / 36kg	IQ / IQ2
LEGEND 15	15' / 458cm	33.5" / 85cm	33" / 84cm	33.5" / 85cm	14'5" / 36cm	22" / 55.5cm	20" / 50.5cm	2" / 5cm	2" / 5cm	850 lbs / 386kg	63 lbs / 28.4kg	IQ2
LEGEND 16	16' / 488cm	35" / 89cm	33.5" / 85cm	33.5" / 85cm	14'5" / 36cm	22" / 55.5cm	20" / 50.5cm	2" / 5cm	2" / 5cm	1100 lbs / 499kg	73 lbs / 33kg	IQ2
ANGLER 14 RX	13'10" / 422cm	38" / 97cm	35.5" / 90cm	38" / 96.5cm	14.25" / 36cm	21" / 53cm	21" / 53cm	.75" / 2cm	.75" / 2cm	1000 lbs / 454kg	56 lbs / 25kg	IQ / IQ2

EXPLORER 16 TT	16' / 488cm	36" / 91cm	34" / 86cm	36" / 91cm	15" / 38cm	22" / 56cm	21" / 53cm	2.25" / 6cm	2.125" / 5.5cm	1100 lbs / 499kg	82 lbs / 38kg	IQ2
EXPLORER 14 TT	14'6" / 442cm	36" / 91cm	34" / 86cm	36" / 91cm	14.5" / 37cm	22" / 56cm	21" / 53cm	2.25" / 6cm	2.125" / 5.5cm	850 lbs / 386kg	72 lbs / 32.5kg	IQ2
ORION TT	14'6" / 442cm	37" / 94cm	34" / 86cm	37" / 94cm	14" / 36cm	22" / 56cm	18" / 46cm	2.25" / 6cm	2.125" / 5.5cm	950 lbs / 431kg	85 lbs / 38.5kg	IQ2
ADVENTURE 14	14' / 427cm	33" / 84cm	34" / 86cm	37" / 94cm	14.75" / 37cm	21" / 53cm	18" / 46cm	1" / 3cm	.5" / 1.5cm	875 lbs / 397kg	75 lbs / 34kg	N/A
ADVENTURE 16	16' / 488cm	32.75" / 83cm	31" / 79cm	37" / 94cm	14.75" / 37cm	20" / 51cm	19" / 48cm	1" / 3cm	1" / 3cm	1000 lbs / 454kg	81 lbs / 37kg	N/A

MALECITE KX	16'5" / 500cm	33" / 84cm	32.25" / 82cm	34.5" / 88cm	13" / 33cm	19" / 48cm	18" / 46cm	1.5" / 4cm	2" / 5cm	850 lbs / 386kg	51 lbs / 23kg	IQ
EXPLORER KX	16'4" / 498cm	34.5" / 88cm	33" / 84cm	34.5" / 88cm	14.5" / 37cm	22.75" / 58cm	21" / 53cm	2.125" / 5.5cm	2.125" / 5.5cm	1100 lbs / 499kg	54 lbs / 24.5kg	IQ
HORIZON 15 RX	15'2" / 462cm	32.75" / 83cm	32.25" / 82cm	34.75" / 88cm	13.75" / 35cm	20.25" / 51cm	19.75" / 50cm	1.75" / 4.5cm	2" / 5cm	750 lbs / 340kg	56 lbs / 25kg	IQ / IQ2
HORIZON 17 RX	16'9" / 511cm	33" / 84cm	33.25" / 84cm	35.25" / 90cm	14" / 36cm	20" / 51cm	17.5" / 44cm	1.5" / 4cm	1.25" / 3cm	1100 lbs / 499kg	66 lbs / 30kg	IQ / IQ2
EXPRESS 16 RX	16' / 488cm	34" / 86cm	33" / 84cm	35" / 89cm	15" / 38cm	22" / 56cm	20.5" / 52cm	2" / 5cm	1.75" / 4.5cm	1000 lbs / 454kg	60 lbs / 27kg	IQ / IQ2

OUTRAGE RX	12' / 366cm	25" / 64cm	26.5" / 67cm	27.5" / 70cm	15.5" / 39cm	23.5" / 60cm	22.25" / 56cm	5.5" / 14cm	5.75" / 15cm	425 lbs / 193kg	52 lbs / 23.5kg	IQ2
OUTRAGE X RX	13' / 396cm	25.5" / 65cm	27" / 69cm	29" / 74cm	15" / 38cm	24.5" / 62cm	22" / 56cm	6" / 15cm	5" / 13cm	550 lbs / 250kg	53 lbs / 24kg	IQ2

*Capacity should be used to compare capabilities of different Mad River Canoes only. Not intended for comparison with other manufacturers who may use different reference to determine capacity.



Mad River Canoe USA
111 Kayaker Way
Easley, South Carolina
USA 29642
Tel: 864.859.7518
Fax: 864.855.5995

Mad River Canoes are available through independent distributors in Australia, Africa, Asia, and Europe.
FIND OUT MORE AT www.madrivercanoe.com
catalog price : \$1.00
Part # 9840061

Mad River Canoe Canada
345 Herbert Street
PO Box 730
Gananoque, Ontario
Canada K7G 2V2
Tel: 613.382.2531
Fax: 613.382.8769

MAD RIVER CANOE

