


Mad River Canoe





TRUTH & LEGEND

The iconic Mad River Canoe confident Rabbit has its origins in Native American legend and lore. Tribes along the coast of Maine tell tales of the confident rabbit who could sit amidst the ferns enjoying his pipe even though his mortal enemy the Lynx prowled nearby, for the Rabbit knew he possessed the intelligence and wisdom to elude and confound the Lynx.

The “smokin’ bunny” adorned the first Mad River canoes built in 1971. The tale and the talents of the Confident Rabbit align nicely with Mad River’s intent to build the finest canoes possible, thus engendering confidence in all who use our canoes. Confidence is a liberating emotion, freeing you to engage with and enjoy the environments our canoes are so well suited to traverse and experience.



INNOVATE THEN.

In 1971 in a small workshop on a picturesque hill in Vermont, a legacy of both truth and legend was born in Mad River Canoe. In his backyard shed, our company founder, Jim Henry, began his mission to build a better canoe through innovative thought, design and materials. With confidence in his abilities, he designed and built the first Malecite. He then raced – and won – the Downriver National Championship and the rest, you know.

From the beginning, Mad River Canoe explored new designs and experimented with new materials. We were the first to introduce Kevlar® to the canoe industry and among the pioneers to first mold our own Royalex® canoes. We now offer a wider variety of hull designs than any other canoe manufacturer, and we continue to push ourselves and our designs to new levels of performance. Our efforts have been rewarded with competitions won, accolades earned (including 3 “Manufacturer of the Year” awards from Canoe and Kayak Magazine) and, most importantly, a growing base of loyal canoeists.



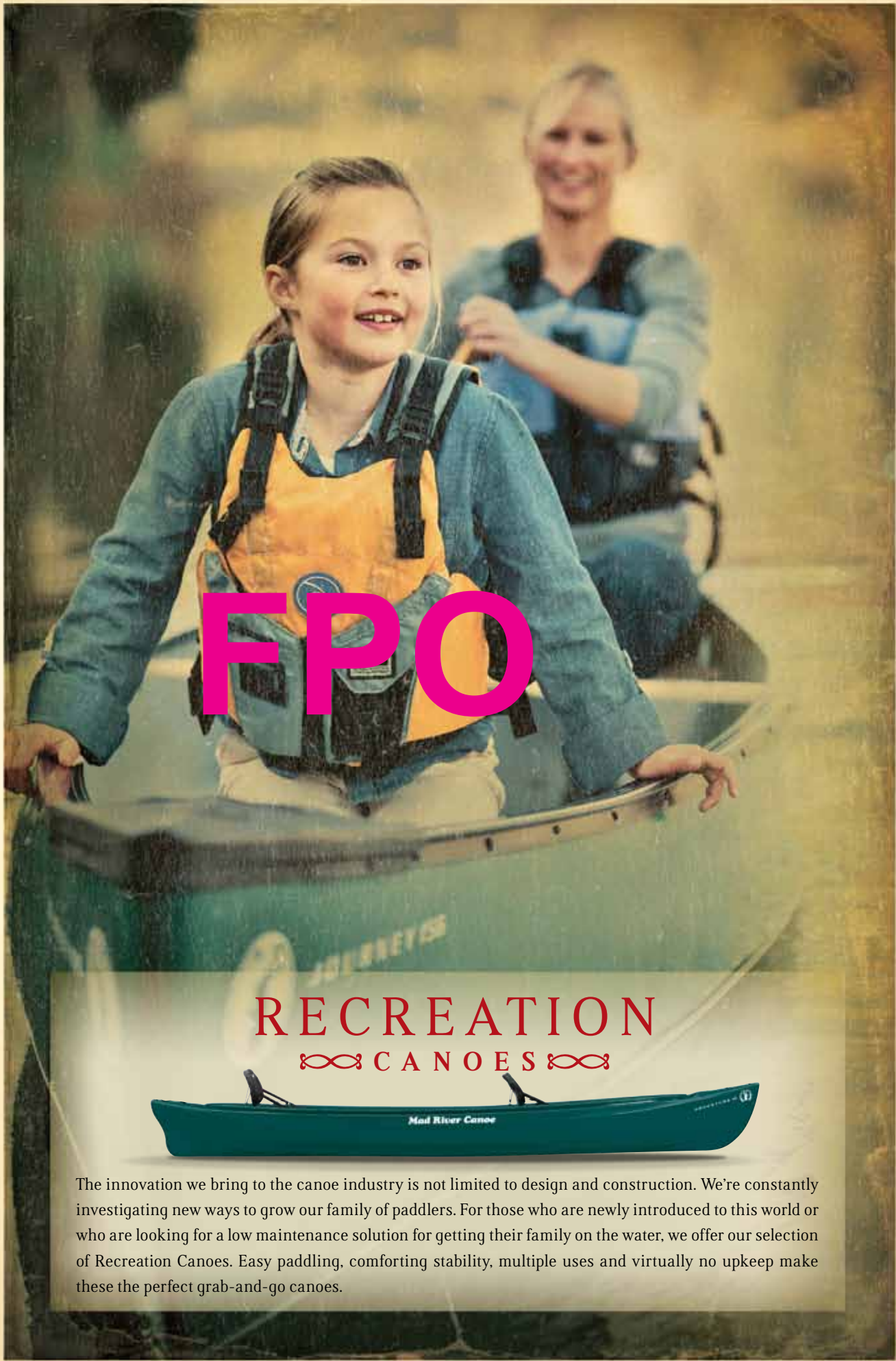
INNOVATE NOW.

While we remain inspired by both our legacy and legends, we realize that we can only achieve greatness through truth. And the truth is, sometimes you have to take a look back at where you’ve been to know where you’re going. After more than 40 years in this industry, we are dedicated to staying true to the ideals that built the Mad River Canoe brand: innovation, craftsmanship, tradition, and confidence in a job well done.

Our devotion to these ideals is not measured by a time clock or marked in a ledger. It is incorporated in every new design and evident in every innovation. And as you flip through the next few pages, you’ll notice our most recent tribute to our proud heritage – a throwback to our roots with our return to the original ‘rabbit with a habit’ logo – and you’ll experience our legacy of fine craftsmanship and industry innovation in our 2012 line-up of modern classics.

∞ TABLE OF CONTENTS ∞

3 Recreation	13 Tripping	21 Canoe Design
6 Versatile	15 Down River	25 Color Options
10 Touring	17 Sporting	26 Canoe Specifications
	19 Whitewater	



FPO

RECREATION CANOES



The innovation we bring to the canoe industry is not limited to design and construction. We're constantly investigating new ways to grow our family of paddlers. For those who are newly introduced to this world or who are looking for a low maintenance solution for getting their family on the water, we offer our selection of Recreation Canoes. Easy paddling, comforting stability, multiple uses and virtually no upkeep make these the perfect grab-and-go canoes.



All the performance and maintenance-free ease of the Adventure 16, with added stability, ease of handling, and tracking capabilities. This canoe is compact in dimensions yet fully capable of floating a family of 4 or a couple with a dog or two.

GUNWALE	AVG WEIGHT	STANDARD FEATURES	AVAILABLE OPTIONS	MSRP
INTEGRAL	75 lbs / 34 kg	Integral Molded Seats with Pad (Fore & Aft Seats), Padded & 2-Way Adjustable Backrests (Fore & Aft Seats), Center Seat, Mesh Pockets (2), Gear Tray, Molded Cupholders (6), Padded Carry Handles	None	\$699.00

ADVENTURE 14

SPECIFICATIONS

Length: 14' / 427 cm
Width (4" waterline): 34" / 86 cm
Width (Gunwale): 33" / 84 cm
Depth (Center): 14.5" / 37 cm
Capacity: 875 lbs / 397 kg

Material: Polyethylene
Multi-Chine Shallow Arch Hull
Minimal Rocker



The versatile canoe choice for getting started; great for sportsmen, families or as a second canoe, the Adventure 16 is an amazing value. Tough, worry-free polyethylene construction stands up to virtually any condition. Motor-friendly stern accepts electric trolling motors.

GUNWALE	AVG WEIGHT	STANDARD FEATURES	AVAILABLE OPTIONS	MSRP
INTEGRAL	84 lbs / 38 kg	Integral Molded Seats with Pad (All 3 Seats), Padded & 4-Way Adjustable Backrests (Fore & Aft Seats), Center Seat, Mesh Pockets (2), Gear Tray, Padded Carry Handles, Integral Transom for Trolling Motor	None	\$799.00

ADVENTURE 16

SPECIFICATIONS

Length: 16' / 488 cm
Width (4" waterline): 34.25" / 87 cm
Width (Gunwale): 33" / 84 cm
Depth (Center): 14.25" / 36 cm
Capacity: 950 lbs / 431 kg

Material: Polyethylene
Multi-Chine Shallow Arch Hull
Minimal Rocker



JOURNEY 156

SPECIFICATIONS
Length: 15'6" / 472 cm
Width (4" waterline): 35.25" / 90 cm
Width (Gunwale): 37" / 94 cm
Depth (Center): 14.5" / 37 cm
Capacity: 1100 lbs / 499 kg

Material: Triple Tough
Shallow Arch Hull
Moderate Rocker



The welcoming Journey 156 design is at home at summer camp, but offers a level of sophistication for adventurers too. Built for stability and versatility and everything from solo paddling to weekend camping trips, the trusted three-layer durable material is great for tight or twisty rivers with rocky conditions.

GUNWALE	AVG WEIGHT	STANDARD FEATURES	AVAILABLE OPTIONS	MSRP
VINYL	83 lbs / 38 kg	Web Seats, Shaped Natural Ash Yoke, Polyethylene Handles	None	\$899.00

JOURNEY 167

SPECIFICATIONS
Length: 16'7" / 505 cm
Width (4" waterline): 35.25" / 90 cm
Width (Gunwale): 37" / 94 cm
Depth (Center): 14.5" / 37 cm
Capacity: 1200 lbs / 544 kg

Material: Triple Tough
Shallow Arch Hull
Moderate Rocker



The spacious 167 is versatile and stable, with a touch more speed, glide, and storage capacity than the Journey 156 for longer trips on bigger water. This ideal recreational canoe offers adventurers and families a welcoming and durable design that isn't easily outgrown.

GUNWALE	AVG WEIGHT	STANDARD FEATURES	AVAILABLE OPTIONS	MSRP
VINYL	88 lbs / 40 kg	Web Seats, Shaped Natural Ash Yoke, Polyethylene Handles	None	\$949.00

NEW SERENADE 13

SPECIFICATIONS
Length: 13'1" / 396 cm
Width (4" waterline): 26.5" / 67 cm
Width (Gunwale): 28.25" / 72 cm
Depth (Center): 11.5" / 29 cm
Capacity: 300 lbs / 136 kg

Material: Fiberglass
Shallow Vee Hull
Minimal Rocker



A fiberglass construction, the hybrid solo Serenade 13 bridges the gap between a small, easy-portaging pack canoe and a solo hull. With a typical canoe hull and gunwales and kayak inspired seating, the Serenade is stable, versatile, comfortable, cost-effective, and easy to handle on and off the water.

GUNWALE	AVG WEIGHT	STANDARD FEATURES	AVAILABLE OPTIONS	MSRP
ALUMINUM	42 lbs / 19 kg	Removable Comfort Seating System (CSS) with Leg Lifter & 2-Way Adjustable CSS Padded Backrest, Thwarts (2), Keepers Adjustable Footbrace, Molded Cupholder w/ Bungee (2), Molded Gear Pockets with Bungee (2), Wood Handles	Skid Plates	\$1499.00
WOOD	45 lbs / 20 kg	Removable Comfort Seating System (CSS) with Leg Lifter & 2-Way Adjustable CSS Padded Backrest, Thwarts (2), Keepers Adjustable Footbrace, Molded Cupholder w/ Bungee (2), Molded Gear Pockets with Bungee (2), Wood Handles	Skid Plates	\$1719.00




Our Versatile Canoes are equally at home on the river as they are on open water. The moderate rocker and durable material offer all-around performance with minimal compromise, helping you to feel confident on both flat and whitewater adventures. Choose a model from the iconic Explorer Series for smooth cruising and superior seaworthiness, or choose the Freedom Solo if you're looking for a versatile solo river runner. Either way, rivers to lakes, our Versatile Canoes are your best bet.

EXPLORER

SPECIFICATIONS
Length: 15'11" / 486 cm
Width (4" waterline): 33.25" / 84 cm
Width (Gunwale): 35.25" / 90 cm
Depth (Center): 14.5" / 37 cm
Capacity: 1100 lbs / 499 kg

Material: Royalex
Shallow Vee Hull
Moderate Rocker



Jim Henry's original Explorer design is a benchmark when it comes to versatile canoes. Crafted with Royalex for carefree use in rougher, more abusive conditions, it's as close to an "all-purpose" canoe as you'll get, competent for fishing, camping, cruising, or exploring.

GUNWALE	AVG WEIGHT	STANDARD FEATURES	AVAILABLE OPTIONS	MSRP
VINYL	72 lbs / 33 kg	Web Seats, Shaped Natural Ash Yoke, Polyethylene Handles	Skid Plates	\$1,319.00
WOOD	72 lbs / 33 kg	Web Seats, Shaped Natural Ash Yoke, Wood Handles	Skid Plates	\$1,639.00

EXPLORER KEVLAR

SPECIFICATIONS
Length: 16'3" / 495 cm
Width (4" waterline): 33.25" / 84 cm
Width (Gunwale): 34.5" / 88 cm
Depth (Center): 14.5" / 37 cm
Capacity: 1100 lbs / 499 kg

Material: Kevlar Composite
Shallow Vee Hull
Moderate Rocker



This lighter and sleeker composite Explorer offers more speed, acceleration, glide, and efficiency than its Royalex counterparts, with superb open water touring and camping capabilities. It is one of those rare canoes that can satisfy the most discerning paddler, but also welcomes the developing canoeist.

GUNWALE	AVG WEIGHT	STANDARD FEATURES	AVAILABLE OPTIONS	MSRP
ALUMINUM	54 lbs / 24 kg	Contoured Cane Bow/Cane Bucket Stern Seats, Contoured Natural Ash Yoke, Wood Handles	Skid Plates	\$2,569.00
WOOD	57 lbs / 26 kg	Contoured Cane Bow/Cane Bucket Stern Seats, Contoured Natural Ash Yoke, Wood Handles	Skid Plates	\$2,789.00



The lightest, stiffest, and most efficient Explorer offers unmatched open water performance and the easiest off-water handling yet, incorporating new, light-weight technology for an impressive combination of speed, glide, responsiveness, capacity and seaworthiness. Translation: less reasons not to go paddling.

GUNWALE	AVG WEIGHT	STANDARD FEATURES	AVAILABLE OPTIONS	MSRP
ALUMINUM	45 lbs / 20 kg	Stained Contoured Cane Bow/Cane Bucket Stern Seats, Stained Contoured Ash Yoke, Stained Wood Handles	Skid Plates	\$2,869.00
WOOD	48 lbs / 22 kg	Stained Contoured Cane Bow/Cane Bucket Stern Seats, Stained Contoured Ash Yoke, Stained Wood Handles	Skid Plates	\$3,089.00

EXPLORER ULTRALITE

SPECIFICATIONS
Length: 16'3" / 495 cm
Width (4" waterline): 33.25" / 84 cm
Width (Gunwale): 34.5" / 88 cm
Depth (Center): 14.5" / 37 cm
Capacity: 1100 lbs / 499 kg

Material: Kevlar Composite
Shallow Vee Hull
Moderate Rocker



EXPLORER LT

SPECIFICATIONS
Length: 15'11" / 486 cm
Width (4" waterline): 33.25" / 84 cm
Width (Gunwale): 35.25" / 90 cm
Depth (Center): 14.5" / 37 cm
Capacity: 1100 lbs / 499 kg


Material: Royalex LT
Shallow Vee Hull
Moderate Rocker



EXPLORER 15

SPECIFICATIONS
Length: 14'9" / 450 cm
Width (4" waterline): 33.75" / 86 cm
Width (Gunwale): 35.75" / 91 cm
Depth (Center): 14.25" / 36 cm
Capacity: 850 lbs / 386 kg

Material: Royalex
Shallow Vee Hull
Moderate Rocker



Sometimes, less is more. The compact edition of our Royalex 16' Explorer embodies all the benefits of the original design. You'll find it to be quite nimble in tighter waters and a spacious, stable solo canoe as well.

GUNWALE	AVG WEIGHT	STANDARD FEATURES	AVAILABLE OPTIONS	MSRP
VINYL	62 lbs / 28 kg	Web Seats, Shaped Natural Ash Yoke, Polyethylene Handles	Skid Plates	\$1,219.00
WOOD	62 lbs / 28 kg	Web Seats, Shaped Natural Ash Yoke, Wood Handles	Skid Plates	\$1,539.00

FREEDOM SOLO

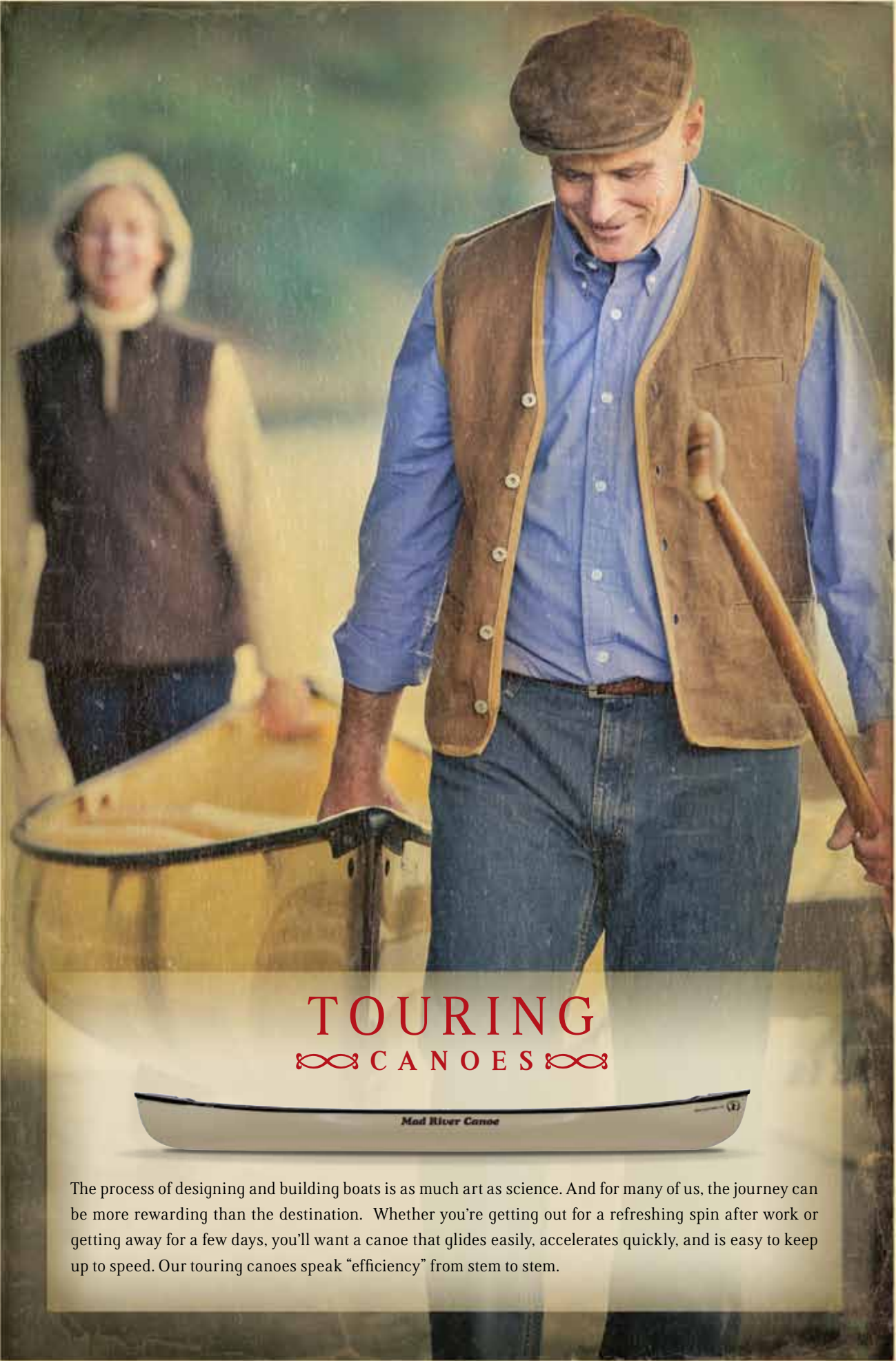
SPECIFICATIONS
Length: 14'7" / 444 cm
Width (4" waterline): 29" / 74 cm
Width (Gunwale): 30.5" / 77 cm
Depth (Center): 14.25" / 36 cm
Capacity: 750 lbs / 340 kg

Material: Royalex
Shallow Arch Hull
Moderate Rocker



Care-free durability meets unrivaled versatility in an ultimate solo river-runner. Paddle deep into a wilderness of ponds and lakes in this canoe or take a down river trip, playing in the rapids along the way.

GUNWALE	AVG WEIGHT	STANDARD FEATURES	AVAILABLE OPTIONS	MSRP
VINYL	55 lbs / 25 kg	Web Seats, Thwarts (2), Polyethylene Handles	Skid Plates	\$1,279.00
WOOD	55 lbs / 25 kg	Web Seats, Thwarts (2), Wood Handles	Skid Plates	\$1,599.00



TOURING CANOES

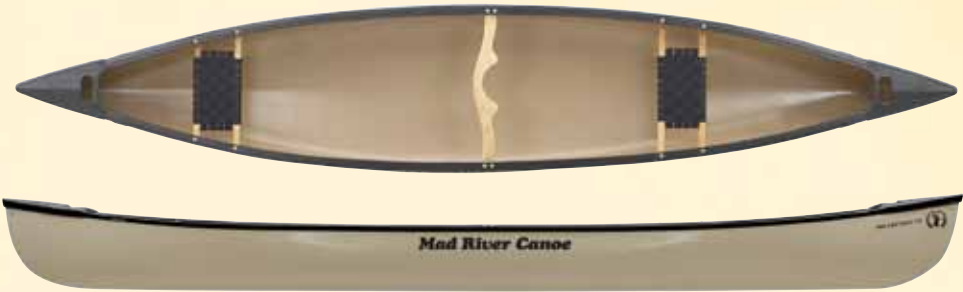


The process of designing and building boats is as much art as science. And for many of us, the journey can be more rewarding than the destination. Whether you're getting out for a refreshing spin after work or getting away for a few days, you'll want a canoe that glides easily, accelerates quickly, and is easy to keep up to speed. Our touring canoes speak "efficiency" from stem to stem.

REFLECTION 15

SPECIFICATIONS
Length: 15'4" / 467 cm
Width (4" waterline): 33" / 84 cm
Width (Gunwale): 34" / 86 cm
Depth (Center): 13.5" / 34 cm
Capacity: 800 lbs / 363 kg

Material: Royalex
Shallow Arch Hull
Minimal Rocker



Graceful and responsive, the 15's compact length makes this canoe competent in tight waters yet seaworthy enough to provide peace of mind when the horizon gets distant. It is appropriate for both tandem and solo use, with modest weight and compact dimensions for easy handling on or off the water.

GUNWALE	AVG WEIGHT	STANDARD FEATURES	AVAILABLE OPTIONS	MSRP
VINYL	61 lbs / 28 kg	Web Seats, Shaped Natural Ash Yoke, Polyethylene Handles	Skid Plates	\$1,149.00
ALUMINUM	58 lbs / 26 kg	Web Seats, Shaped Natural Ash Yoke, Wood Handles	Skid Plates	\$1,249.00

REFLECTION 17

SPECIFICATIONS
Length: 17'4" / 528 cm
Width (4" waterline): 33" / 84 cm
Width (Gunwale): 33.5" / 85 cm
Depth (Center): 13" / 33 cm
Capacity: 900 lbs / 408 kg

Material: Royalex
Shallow Arch Hull
Minimal Rocker



Our longest Royalex canoe, the Reflection 17 offers the capacity for multi-day trips or for multiple children. Fast and fun to paddle yet stable and comfortable, the 17 is stimulating to paddle for the day or the week, loaded or empty.

GUNWALE	AVG WEIGHT	STANDARD FEATURES	AVAILABLE OPTIONS	MSRP
VINYL	72 lbs / 31 kg	Web Seats, Thwart, Shaped Natural Ash Yoke, Polyethylene Handles	Skid Plates	\$1,249.00
ALUMINUM	69 lbs / 31 kg	Web Seats, Thwart, Shaped Natural Ash Yoke, Wood Handles	Skid Plates	\$1,349.00

MALECITE

SPECIFICATIONS
Length: 16'5" / 501 cm
Width (4" waterline): 32.25" / 82 cm
Width (Gunwale): 34.5" / 88 cm
Depth (Center): 13" / 33 cm
Capacity: 850 lbs / 386 kg

Material: Kevlar Composite
Shallow Vee Hull
Minimal Rocker



Experience the canoe that started it all on the rivers of Vermont. Mad River Canoe's and Jim Henry's original "poetry in motion" classic is fast and efficient and accommodates both solo and tandem paddling.

GUNWALE	AVG WEIGHT	STANDARD FEATURES	AVAILABLE OPTIONS	MSRP
ALUMINUM	51 lbs / 23 kg	Contoured Cane Bow/Cane Bucket Stern Seats, Contoured Natural Ash Yoke, Wood Handles	Skid Plates	\$2,449.00
WOOD	54 lbs / 24 kg	Contoured Cane Bow/Cane Bucket Stern Seats, Contoured Natural Ash Yoke, Wood Handles	Skid Plates	\$2,669.00

MALECITE ULTRALITE

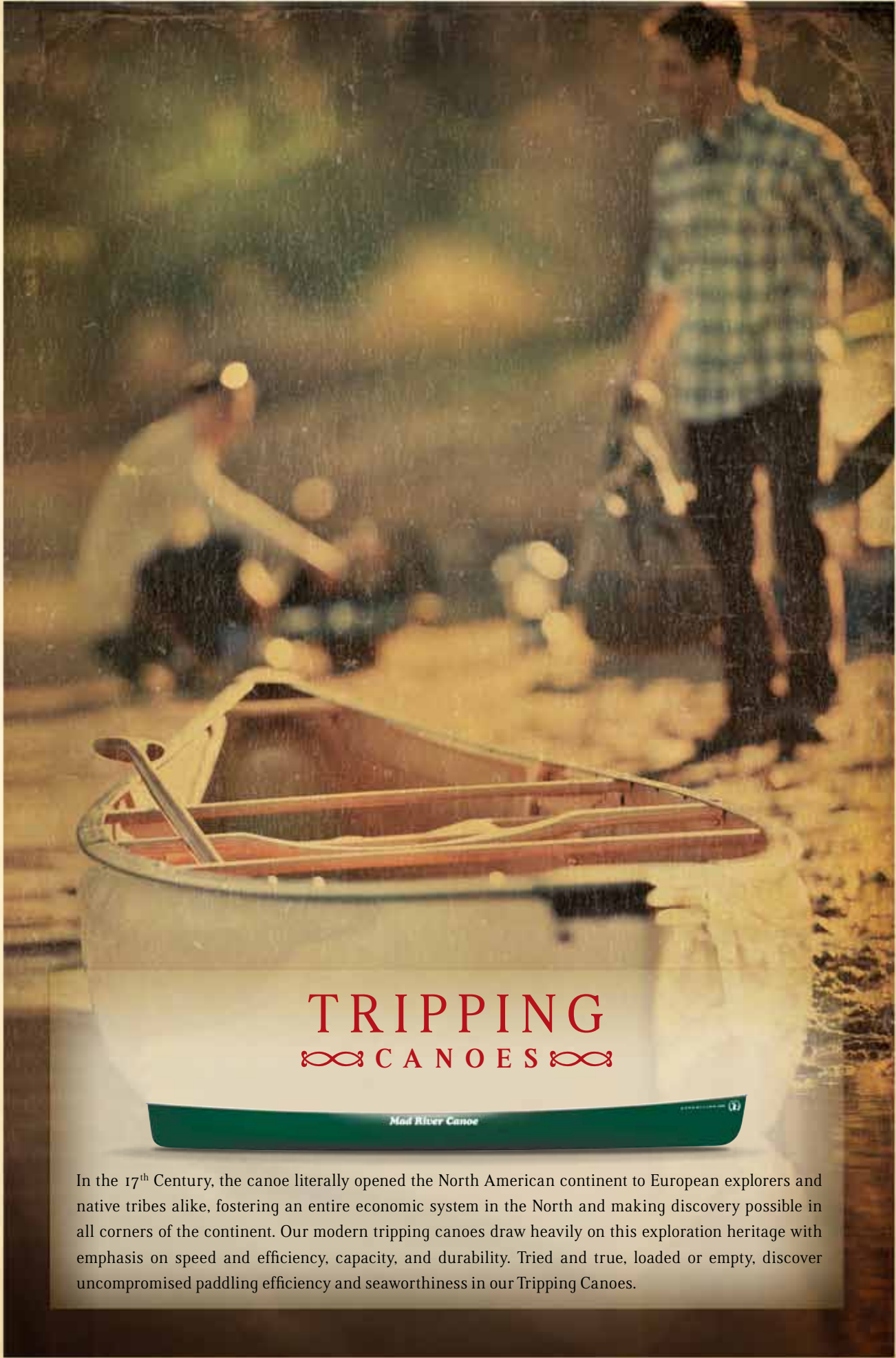
SPECIFICATIONS
Length: 16'5" / 501 cm
Width (4" waterline): 32.25" / 82 cm
Width (Gunwale): 34.5" / 88 cm
Depth (Center): 13" / 33 cm
Capacity: 850 lbs / 386 kg

Material: Kevlar Composite
Shallow Vee Hull
Minimal Rocker



The sleek, fast-traveling Malecite has lost a few pounds and gained a few knots, merging one of our most time-honored designs with the latest in material innovation in the Malecite Ultralite. Paddle solo or tandem on flat water with the ability to handle tight, twisty waterways with confidence and style.

GUNWALE	AVG WEIGHT	STANDARD FEATURES	AVAILABLE OPTIONS	MSRP
ALUMINUM	43 lbs / 20 kg	Stained Contoured Cane Bow/Cane Bucket Stern Seats, Stained Contoured Ash Yoke, Stained Wood Handles	Skid Plates	\$2,749.00
WOOD	46 lbs / 21 kg	Stained Contoured Cane Bow/Cane Bucket Stern Seats, Stained Contoured Ash Yoke, Stained Wood Handles	Skid Plates	\$2,969.00



TRIPPING CANOES



In the 17th Century, the canoe literally opened the North American continent to European explorers and native tribes alike, fostering an entire economic system in the North and making discovery possible in all corners of the continent. Our modern tripping canoes draw heavily on this exploration heritage with emphasis on speed and efficiency, capacity, and durability. Tried and true, loaded or empty, discover uncompromised paddling efficiency and seaworthiness in our Tripping Canoes.



Able to carry substantial gear while maintaining a rapid pace, the Expedition 186 also excels as a comfortable, yet high performance cruising hull when unburdened. This hybrid composite “super” canoe is built for the long haul, and makes short work of it.

GUNWALE	AVG WEIGHT	STANDARD FEATURES	AVAILABLE OPTIONS	MSRP
ALUMINUM	62 lbs / 28 kg	Sliding Cane Bucket Bow/Cane Bucket Stern Seats, Thwarts (2), Contoured Natural Ash Yoke, Adjustable Stern Footbrace, Wood Handles	Skid Plates	\$2,729.00
WOOD	65 lbs / 29 kg	Sliding Cane Bucket Bow/Cane Bucket Stern Seats, Thwarts (2), Contoured Natural Ash Yoke, Adjustable Stern Footbrace, Slotted Wood Gunwales, Wood Handles	Skid Plates	\$2,949.00



A spacious tandem designed for the devoted, enthusiastic paddler and week-long or weekend escapes, this canoe is maneuverable in tight spots and quick and efficient on open water. With beautiful aesthetics and a crisp feeling from every stroke, it's the rewarding experience discerning paddlers expect.

GUNWALE	AVG WEIGHT	STANDARD FEATURES	AVAILABLE OPTIONS	MSRP
ALUMINUM	60 lbs / 27 kg	Sliding Cane Bucket Bow/Cane Bucket Stern Seats, Thwarts (2), Contoured Natural Ash Yoke, Adjustable Stern Footbrace, Wood Handles	Skid Plates	\$2,579.00
WOOD	63 lbs / 29 kg	Sliding Cane Bucket Bow/Cane Bucket Stern Seats, Thwarts (2), Contoured Natural Ash Yoke, Adjustable Stern Footbrace, Slotted Wood Gunwales, Wood Handles	Skid Plates	\$2,799.00

EXPEDITION 186

- SPECIFICATIONS**
- Length: 18'6" / 564 cm
 - Width (4" waterline): 32.75" / 83 cm
 - Width (Gunwale): 33" / 86 cm
 - Depth (Center): 14.5" / 37 cm
 - Capacity: 1250 lbs / 567 kg

Material: Kevlar Composite
Shallow Vee Hull
Minimal Rocker




EXPEDITION 176

- SPECIFICATIONS**
- Length: 17'6" / 533 cm
 - Width (4" waterline): 33" / 84 cm
 - Width (Gunwale): 34" / 84 cm
 - Depth (Center): 15.25" / 39 cm
 - Capacity: 1175 lbs / 533 kg

Material: Kevlar Composite
Shallow Vee Hull
Minimal Rocker





FPO

DOWN RIVER CANOES



Our Down River canoes are adaptable boats designed with added emphasis on performance in moving waters, favoring maneuverability over tracking. The shallow arch hull and moderate rocker of the Legend Series canoes allows for effortless exploration and discovery of your favorite river while retaining the ability to track well when the water slows down and spreads out.



With all the downriver capability of its bigger sibling, the Legend 15 is better suited for tighter, more technical rivers and for switching between solo and tandem paddling. Capable of navigating class II-III rapids, it is nimble and responsive on rocky rivers and coastal bayous.

GUNWALE	AVG WEIGHT	STANDARD FEATURES	AVAILABLE OPTIONS	MSRP
VINYL	66 lbs / 30 kg	Web Seats, Shaped Natural Ash Yoke, Wood Handles	Skid Plates	\$1,349.00
WOOD	66 lbs / 30 kg	Web Seats, Shaped Natural Ash Yoke, Wood Handles	Skid Plates	\$1,669.00

LEGEND 15

SPECIFICATIONS

Length: 15' / 457 cm
Width (4" waterline): 33" / 84 cm
Width (Gunwale): 33.5" / 85 cm
Depth (Center): 14.5" / 37 cm
Capacity: 960 lbs / 435 kg

Material: Royalex
Shallow Arch Hull
Moderate Rocker



A benchmark for down river canoes, the Legend 16 fits the bill as a whitewater tripper. With the capacity to support plenty of gear and the dryness, stability, and maneuverability to handle class II - III whitewater, this canoe is the superior choice for whitewater expeditions.

GUNWALE	AVG WEIGHT	STANDARD FEATURES	AVAILABLE OPTIONS	MSRP
VINYL	72 lbs / 33 kg	Web Seats, Thwart, Shaped Natural Ash Yoke, Wood Handles	Skid Plates	\$1,449.00
WOOD	72 lbs / 33 kg	Web Seats, Thwart, Shaped Natural Ash Yoke, Wood Handles	Skid Plates	\$1,769.00

LEGEND 16

SPECIFICATIONS

Length: 16' / 488 cm
Width (4" waterline): 33.5" / 85cm
Width (Gunwale): 33.5" / 85 cm
Depth (Center): 14.5" / 37 cm
Capacity: 1100 lbs / 499 kg

Material: Royalex
Shallow Arch Hull
Moderate Rocker





FPO

SPORTING
CANOES

The canoe was an integral part of survival for many early cultures, from hunting and gathering to transportation. Stealthy, unobtrusive, and able to access the most remote waters, our Sporting Canoes speak to their heritage. High levels of stability and easy access to gear make for enjoyable days on the lake or in the marsh, allowing you to focus on your sport, whether it is fishing, hunting, or just relaxing.




The Duck Hunter 15 is better suited for mixed use as a compact tandem or spacious solo canoe than its larger sibling. With more than enough capacity for a set of waterfowl decoys or a full day's catch, it is ideal for sportsmen navigating twisty, constricted waters.

GUNWALE	AVG WEIGHT	STANDARD FEATURES	AVAILABLE OPTIONS	MSRP
WOOD	64 lbs / 29 kg	Stained Contoured Cane Bow/Cane Bucket Stern Seats, Stained Thwart, Stained Contoured Ash Yoke, Stained & Slotted Wood Gunwales, Stained Wood Handles	Skid Plates	\$1,729.00



Crafted with an Explorer hull (olive drab in and out), this timeless canoe is fashioned with classic dark-stained slotted ash gunwales, thwart and contoured stained yoke and bow seat. It is an excellent choice for waterfowl hunting, fishing, paddling for pleasure, or extended camping trips.

GUNWALE	AVG WEIGHT	STANDARD FEATURES	AVAILABLE OPTIONS	MSRP
WOOD	74 lbs / 34 kg	Stained Contoured Cane Bow/Cane Bucket Stern Seats, Stained Thwart, Stained Contoured Ash Yoke, Stained & Slotted Wood Gunwales, Stained Wood Handles	Skid Plates	\$1,829.00



Very much at home in small ponds, lakes, and marshes, the Angler is designed to provide a stable platform from which to fish, shoot, or photograph. Stable, easy to transport, and protective of timid paddlers, it also makes an excellent cottage canoe.

GUNWALE	AVG WEIGHT	STANDARD FEATURES	AVAILABLE OPTIONS	MSRP
VINYL	59 lbs / 27 kg	Web Seats, Shaped Natural Ash Yoke, Polyethylene Handles	Skid Plates	\$1,199.00
ALUMINUM	56 lbs / 25 kg	Web Seats, Shaped Natural Ash Yoke, Wood Handles	Skid Plates	\$1,299.00

DUCK HUNTER 15

SPECIFICATIONS

Length: 14'9" / 450 cm
Width (4" waterline): 33.75" / 86 cm
Width (Gunwale): 35.75" / 91 cm
Depth (Center): 14.25" / 36 cm
Capacity: 850 lbs / 386 kg

Material: Royale
Shallow Vee Hull
Moderate Rocker

DUCK HUNTER 16

SPECIFICATIONS

Length: 15'11" / 486 cm
Width (4" waterline): 33.25" / 84 cm
Width (Gunwale): 35.25" / 90 cm
Depth (Center): 14.5" / 37 cm
Capacity: 1100 lbs / 499 kg


Material: Royale
Shallow Vee Hull
Moderate Rocker

ANGLER 14

SPECIFICATIONS

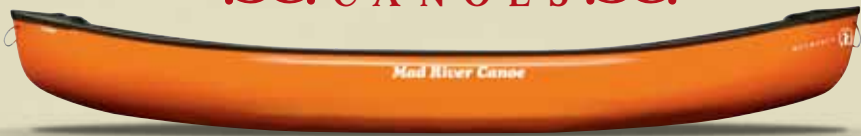
Length: 13'11" / 424 cm
Width (4" waterline): 35.5" / 90 cm
Width (Gunwale): 37.25" / 95 cm
Depth (Center): 14.25" / 36 cm
Capacity: 750 lbs / 340 kg

Material: Royale
Shallow Arch Hull
Minimal Rocker



FPO

WHITEWATER CANOES



Whitewater playboats love to go where other canoes fear to tread. Often thought of as the domain of kayaks, these canoes are at home in the rapids, offering paddlers immediate response and unrivalled agility as they learn the river’s moods and tricks. These tried and true designs can go anywhere a kayak can go and have won more than their share of whitewater championships.



*Shown with optional
Ready To Go Outfitting

Soft chines, shallow arch hull, and extreme rocker combine to let the Outrage dance on the river. Immediate response and acceleration yield a high percentage of “made” moves for paddlers under 180 lbs. Durable Royalex construction resists and rebounds from the worst the river can throw your way.

GUNWALE	AVG WEIGHT	STANDARD FEATURES	AVAILABLE OPTIONS	MSRP
VINYL	52 lbs / 24 kg	Thwarts (2), Polyethylene Handles	Skid Plates, Ready To Go Outfitting, Ready To Go Upgrade	\$1,199.00
WOOD	52 lbs / 24 kg	Thwarts (2), Wood Handles	Skid Plates, Ready To Go Outfitting, Ready To Go Upgrade	\$1,519.00



Go with a proven winner with the sophisticated whitewater canoe design for full-sized paddlers – the Outrage X. The “X” goes a foot longer and an inch wider than its smaller sibling, adding buoyancy and producing the speed and acceleration required to perform on all types of rivers.

GUNWALE	AVG WEIGHT	STANDARD FEATURES	AVAILABLE OPTIONS	MSRP
VINYL	53 lbs / 24 kg	Thwarts (2), Polyethylene Handles	Skid Plates, Ready To Go Outfitting, Ready To Go Upgrade	\$1,249.00
WOOD	53 lbs / 24 kg	Thwarts (2), Wood Handles	Skid Plates, Ready To Go Outfitting, Ready To Go Upgrade	\$1,569.00



The Caption is the much-celebrated benchmark for tandem, open canoe, whitewater playboats. With predictable soft chines, a slight flare above the waterline, and tandem-specific rocker design, it is ideal for a pair of aggressive paddlers who love challenging whitewater runs.

GUNWALE	AVG WEIGHT	STANDARD FEATURES	AVAILABLE OPTIONS	MSRP
VINYL	54 lbs / 24 kg	Thwarts (2), Polyethylene Handles	Skid Plates, Ready To Go Outfitting, Ready To Go Upgrade	\$1,299.00
WOOD	54 lbs / 24 kg	Thwarts (2), Wood Handles	Skid Plates, Ready To Go Outfitting, Ready To Go Upgrade	\$1,619.00

OUTRAGE

SPECIFICATIONS

Length: 12' / 366 cm
Width (4" waterline): 26.75" / 68 cm
Width (Gunwale): 25.5" / 65 cm
Depth (Center): 15.5" / 39 cm
Capacity: 425 lbs / 193 kg

Material: Royalex
Shallow Arch Hull
Extreme Rocker



OUTRAGE X

SPECIFICATIONS

Length: 13' / 396 cm
Width (4" waterline): 27.25" / 69 cm
Width (Gunwale): 25.5" / 65 cm
Depth (Center): 15" / 38 cm
Capacity: 550 lbs / 249 kg

Material: Royalex
Shallow Arch Hull
Extreme Rocker



CAPTION

SPECIFICATIONS

Length: 14' / 427 cm
Width (4" waterline): 30.5" / 77 cm
Width (Gunwale): 30" / 76 cm
Depth (Center): 15.5" / 39 cm
Capacity: 850 lbs / 386 kg

Material: Royalex
Shallow Arch Hull
Extreme Rocker



CANOE DESIGN

THE ELEMENTS

BEAM (using beam at gunwale)



Measured at the widest point of the canoe and largely impacts stability and speed. The most common reference is width at the gunwales but an often more telling dimension is width at the waterline as this will determine the amount of effort required to move the boat through the water.

NARROW (33" OR LESS):

Freedom Solo, Outrage, Outrage X, Caption, Serenade 13

Pros

- Speed
- Paddling efficiency
- Easier solo paddling

Cons

- Lower initial stability
- Lower capacity

MEDIUM (33-35.5"):

Explorer, LT 16, 15, Malecite, Legend 15, 16, Reflection 15, 17, Expedition 176, 186, Adventure 14, 16, DuckHunter 15, 16, Journey 156, 167

Pros

- Good blend of speed, stability, and capacity
- Versatility, can be paddled solo or tandem

Cons

- Speed/glide falls below narrow canoe
- Initial stability lower than a wide canoe

WIDE (35.5" OR MORE):

Angler 14

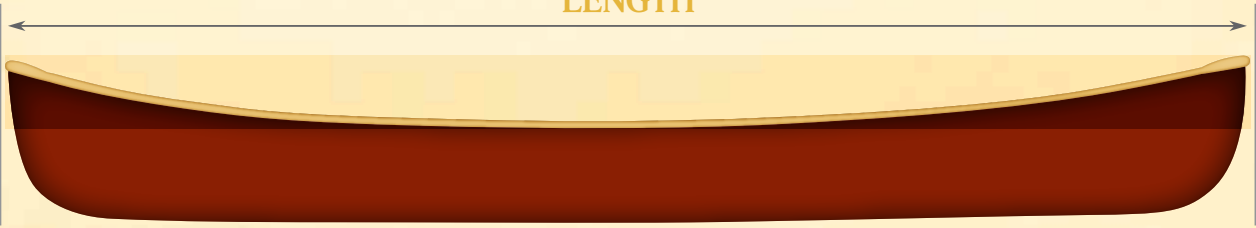
Pros

- Higher initial stability
- Stable platform for fishing, photography, etc.

Cons

- Slow
- Low gliding ability
- Farther reach to water
- Difficult to paddle solo

LENGTH



Measured stem to stem and is the most straightforward of all the aspects of canoe design. In terms of versatility, canoes in and around 16' are preferred. Large enough to be paddled tandem with a load or soloed on occasion and fast enough for touring yet nimble enough to work their way down a twisty stream. Canoes with emphasis on cruising speed tend to be longer while whitewater canoes shorter with a premium on maneuverability.

SHORT (14' OR LESS):

Angler 14, Adventure 14, Caption, Outrage, Outrage X, Serenade 13

Pros

- Increased maneuverability
- Higher initial stability
- Nimble and responsive to turning strokes

Cons

- Slower
- Less glide or carry
- Low tracking ability

MEDIUM (14'-17'):

Explorer, LT 16, 15, Malecite, Legend 15, 16, Reflection 15, Adventure 16, DuckHunter 15, 16, Journey 156, 167, Freedom Solo

Pros

- Moderate speed and glide
- Can be paddled tandem or solo
- Moderate maneuverability

Cons

- Slower than long canoes
- Less nimble than shorter canoes

LONG (17 OR MORE):

Reflection 17, Expedition 176, Expedition 186

Pros


- Faster on open, flat water
- Better carry or glide between strokes
- Increased capacity

Cons

- Less maneuverable or nimble
- Heavier than short canoe of same material

HULL (Cross Section)

To visualize this aspect of canoe design, think about bisecting the canoe from side to side. The hull cross section can impact canoe performance in a number of ways, from stability to maneuverability to speed. Canoes usually feature one of three hull cross sections: Flat, Shallow Arch, and Shallow Vee. Note that both Shallow Arch and Vee can vary in terms of degree or angle.



SHALLOW VEE


Explorer, Explorer 15, Explorer LT 16, Malecite, Expedition 176 & 186, Duckhunter 15 & 16, Serenade 13

Pros

- Most versatile hull cross section
- Highest final stability
- Superior rough water performance
- Better tracking
- Superior rigidity for increased hull efficiency
- Can be "tuned" (track: paddle straight up; maneuver: lean hull into turn)

Cons

- Wear concentrated at point of Vee
- Lower initial stability
- Slower than shallow arch in calm conditions



FLAT BOTTOM

Pros

- High initial stability
- Maneuverable

Cons

- Reduced final stability
- Low structural integrity
- Slow
- Unpredictable if leaned or in waves
- Stability reduced as load increases
- Tends to invert (oilcan) unless reinforced or heavily built



SHALLOW ARCH

Adventure 14 & 16, Freedom Solo, Legend 15 & 16, Outrage, Outrage X, Caption, Journey 156 & 167, Angler 14, Reflection 15 & 17

Pros


- Paddling efficiency & speed in calm conditions
- Higher final stability than flat bottom
- Maneuverable when combined with moderate to extreme rocker

Cons

- Performance degrades in rough waters
- Lower final stability than shallow vee

HULL (Side Profile)

Refers to the form of the side of the canoe looking at it from one end. Canoe sides can be straight, flared, (wider from waterline to gunwale) or tumble-home (narrower at gunwale than at waterline). A canoe can actually feature all three profiles from end to end with flare at bow, tumble-home at center and straight at the stern. The primary factors in determining choice of side profile are stability, paddling efficiency, and ability to shed waves and water. The amount of flare or tumble-home can vary from model to model.




STRAIGHT

Pros

- Maintains final stability
- Moderately dry vs. side waves

Cons

- In deep hulls makes for long reach to water
- Subject to windage



FLARED


Explorer, Explorer LT 16, Explorer 15, Legend 16, Malecite, Journey 156 & 167, Angler 14, Caption, Freedom Solo, Duckhunter 15 & 16

Pros

- Driest side hull profile
- Increases final stability
- Allows for narrower waterline for increased efficiency and speed

Cons

- Reduced paddling comfort and efficiency (farther reach to water)



TUCKED

Outrage, Outrage X, Legend 15, Adventure 14 & 16, Reflection 15 & 17, Expedition 176 & 186, Serenade 13

Pros

- Moderately dry
- Maintains final stability
- Protects gunwales from side impact or abrasion

Cons

- Reduced paddling comfort and efficiency (farther reach to water)



TUMBLE HOME

Pros

- Allows more efficient paddle stroke
- Preferable for flat/calm water solos

Cons

- Reduces final stability
- Wet vs. side waves as water will follow curve of hull up side

HULL MATERIALS

FIBERGLASS Our fiberglass lay-up offers value, durability and efficiency. Behind the outer skin of abrasion resistant gel-coat are multiple layers of fiberglass cloth. Full layers of cloth are selectively reinforced by partial layers to provide the necessary stiffness for paddling efficiency without any excess weight. Vinylester resin provides a balance of strength and flexibility to the hull for durability and longevity. Fiberglass can be shaped into the sharp ends and subtle curves, making it one of the most efficient hull materials on the market.

KEVLAR® ULTRALITE Foam cored composite laminate is the lightest way to build structurally sound canoe hulls. Ultralite is about 20% lighter than our Kevlar. Not only is foam lighter than fabric but it also does not absorb resin, reducing the resin weight contained in the hull. The foam core and series of foam ribs extending up the sides of the hull are all encapsulated between multiple layers of fabric on top and bottom and laminated via our custom resin infusion system. Though not as durable or impact-resistant as our Kevlar lay-up, the Ultralite is the lightest and stiffest lay-up, maximizing paddling efficiency and minimizing portage burden.

KEVLAR® Mad River’s been building canoes of Kevlar aramid fiber longer than anyone else so we know it well. Kevlar’s got an awful lot going for it, such as a tensile strength 5 times that of steel. This provides tremendous impact absorption and tear resistance, traits that make Kevlar a choice material for body armor for the military and police. At the same time, Kevlar’s not perfect in all respects and over the years Mad River has married the best attributes of Kevlar to a hybrid composite matrix containing fiberglass, graphite, and core material to build the most durable canoes per pound available.

ROYALEX® *Royalex® by Spartech®* is a vacuum-formed sheet laminate consisting of external vinyl layers enclosing multiple ABS plastic layers and a foam core. Not all Royalex is the same. Each canoe is made of a specific Royalex sheet designed for the intended use of that canoe. Royalex is very resistant to impact and its moderate weight makes it the preferred material for paddlers wanting to balance durability and weight in demanding conditions. It has “memory,” allowing it to distort to absorb impact and then rebound to original form after pressure is relieved. Royalex is repairable should the worst-case scenario ever occur.

POLYETHYLENE A single, solid layer of linear high-density polyethylene is used exclusively in our economically priced Adventure 14+16s. Polyethylene has excellent abrasion and impact resistance, but if unsupported, is too flexible for efficient paddling. Rather than simply put a reinforcing pole down the center of the hull, we opted to integrate the hull and deck structure to provide the necessary rigidity and gain the strength available in a uni-body style construction. The result is a very tough and virtually maintenance-free hull at a very modest price. Weight is comparable to TT hulls.

TRIPLE TOUGH™ TT Mad River’s patented proprietary polyethylene skin/foam/skin hull material produces a tough, durable, maintenance-free, value-priced hull. Foam core provides integral flotation and stiffness. High density linear polyethylene skins provide superior impact protection and are repairable. TT hulls average about 15 – 20% heavier than Royalex and offer similar performance characteristics.

GUNWALE SYSTEMS

If there was one perfect gunwale material, we would only offer that material. It’d be nice if it were that simple, but since it’s not, we outfit our canoes in a variety of gunwales, each of which brings something different to the canoe. Wood is beautiful and classic but is moderate in weight and requires maintenance. Aluminum is light and stuff but can be bent or deformed if hull is distorted. Vinyl is very durable but its weight rivals or exceeds wood. Below are profiles of our various gunwale systems with further details:

ALUMINUM This lightweight, two part design accommodates hulls of varying thickness from Royalex to Composite while providing necessary stiffness to maintain hull shape. The aluminum gunwale is affixed to hull via rivets. This is the lightest gunwale ever deployed on a Mad River Canoe.

VINYL NEW for 2011, Mad River Canoe’s vinyl gunwale features a box-style construction that encloses a “L” shaped aluminum extrusion. The internal extrusion provides the strength to support seats, thwarts, and yokes while the vinyl exterior shrugs off bumps and impacts. A “bulbed” outwale deflects wash and spray away from hull for drier paddling.

WOOD To many, there’s nothing as classic as wooden gunwales, or the proven workmanship of these on a Mad River hull. Crafted of native white ash specially selected for long, straight, tight grain providing strength, stiffness, and a touch of flex. Periodic maintenance required. * Image shows wood gunwale with composite hull.

KEEL LINE


A canoe’s keel line is the profile of the hull bottom running from stem to stem, best seen by standing back and viewing the canoe from the side. The keel line can range from straight or level to highly arched or rockered (think of the runner on bottom of a rocking chair). We classify canoes that have less than 2” of rocker as slightly rockered. Models with rocker ranging from 2” to 4” are considered moderately rockered and those with over 4” of rocker as extremely rockered.



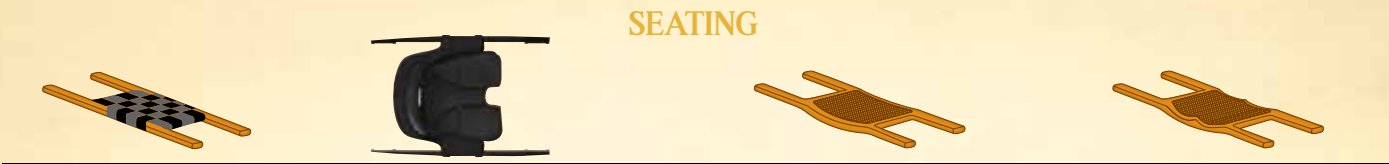
SLIGHTLY ROCKERED	MODERATELY ROCKERED	EXTREMELY ROCKERED
Angler 14, Adventure 14 & 16, Malecite, Reflection 15 & 17, Expedition 176 & 186, Serenade 13	Explorer, Explorer LT, Explorer 15, Freedom Solo, Legend 15, Legend 16, Duck Hunter 15 & 16, Journey 156 & 167	Outrage, Outrage X, Caption
Pros <ul style="list-style-type: none">Enhanced tracking, speed Cons <ul style="list-style-type: none">Limited maneuverability	Pros <ul style="list-style-type: none">Good balance between maneuverability and speedMost versatile keel line Cons <ul style="list-style-type: none">Reduced tracking than straight keelReduced speed than straight keelLess maneuverable than highly rockered	Pros <ul style="list-style-type: none">Enhanced maneuverability Cons <ul style="list-style-type: none">Limited tracking abilityReduced forward speed

SYMMETRY

Symmetry refers to the shape of the canoe viewed from overhead. Canoes can be symmetrical or asymmetrical. Asymmetrical canoes can be fish-form with widest point ahead of center or swede-form with widest point behind center.



SYMMETRICAL	ASYMMETRICAL SWEDE FORM	ASYMMETRICAL FISH FORM
Explorer, Explorer LT, Explorer 15, Freedom Solo, Legend 15 & 16, Malecite, Duck Hunter 15 & 16, Journey 156 & 167, Reflection 15 & 17	Adventure 14 & 16, Expedition 176 & 186, Freedom Solo, Serenade 13	Outrage, Outrage X, Caption
Pros <ul style="list-style-type: none">Predictable handlingCan be paddled in reverse for better trim with adult/child paddlers or solo paddler Cons <ul style="list-style-type: none">Slower than swede-form hull	Pros <ul style="list-style-type: none">Enhanced forward speedEnhanced glide Cons <ul style="list-style-type: none">Can’t be paddled backwards without some performance degradation in speed and glideCan be wet when paddling into waves	Pros <ul style="list-style-type: none">Improved buoyancy over dropsIncreased dryness and wave deflection Cons <ul style="list-style-type: none">SlowDecreased glide



WEB SEAT

Traditional flat ash framed seat with woven web seating. Provides increased durability over cane at comparable weight. Standard on Triple Toughs and most *Royalex by Spartech* models.

COMFORT SEATING SYSTEM (CSS)

Lightweight EVA foam seat pads and contoured, padded seat backs provide exceptional grip and comfort for long, enjoyable days on the water.

CONTOURED CANE SEAT

Find your center, easily and comfortably. The arced seat surface of our Contoured Seat keeps paddlers centered without effort, allowing maximum focus and efficiency. The contoured seat has the advantage over the bucket in that it is equally comfortable when used in either direction, allowing paddlers to go solo in a tandem boat by facing around in the bow seat. Standard bow seat on Duck Hunter, Explorer Kevlar & Malecite and Ultralite models.

CANE BUCKET SEAT

Better... by design. Our Cane Bucket Seat combines the advantages of a cane seat (lightweight, breathability, quick drying, ventilating) with those of a bucket seat (security of position, paddling efficiency) and the result is a comfortable, secure seat. 34" (86cm) overall width and available in natural finish. Standard stern seat on DuckHunter, Explorer Kevlar and Malecite and Ultralite models and bow sliding and stern seats in Expedition 176 and 186.

GUNWALE & SEATING SYSTEM

Mad River offers more choice in how you want your canoe outfitted than any other manufacturer with 4 gunwale options and 3 seating choices providing more performance and more comfort.

CANOES	GUNWALES			
	ALUMINUM	VINYL	WOOD	INTEGRAL
Adventure 16				
Adventure 14				
Journey 156				
Journey 167				
Serenade 13				
Explorer				
Explorer Kevlar				
Explorer Ultralite				
Explorer LT				
Eddie Bauer Explorer				
Explorer 15				
Freedom Solo				
Reflection 15				
Reflection 17				
Malecite				
Malecite Ultralite				
Expedition 176				
Expedition 186				
Legend 15				
Legend 16				
Duck Hunter 15				
Duck Hunter 16				
Angler 14				
Outrage				
Outrage X				
Caption				

COLOR OPTIONS

Colors may vary slightly from those shown in catalog. Color combinations will vary from those shown in catalog and are unique for each boat we produce. Variations in color are not covered by warranty.

ROTOMOLDED & TRIPLE TOUGH COLORS

Spruce

Sand

Red

ROYALEX COLORS

(All colors not available on all models)

Cobalt

Mango

Sand

KEVLAR & FIBERGLASS COLORS

Red

White

Natural

Green

Olive

Green

CANOE SPECIFICATIONS

CANOES	LENGTH	WIDTH			DEPTH			ROCKER		CAPACITY	AVERAGE WEIGHT			
		GUNWALE	@ 4" WATERLINE	MAXIMUM	@ CENTER	@ BOW	@ STERN	@ BOW	@ STERN		6" FREEBOARD	VINYL	ALUMINUM	WOOD

RECREATIONAL

ADVENTURE 14	14' / 427 cm	33" / 84 cm	34" / 86 cm	37" / 94 cm	14.5" / 37 cm	21" / 53 cm	18" / 46 cm	1" / 3 cm	.5" / 1 cm	875 lbs / 397 kg					75 lbs / 34 kg
ADVENTURE 16	16' / 488 cm	33" / 84 cm	34.25" / 87 cm	37" / 94 cm	14.25" / 36 cm	19" / 48 cm	16.75" / 43 cm	.1" / 3 cm	.5" / 1 cm	950 lbs / 431 kg					84 lbs / 38 kg
JOURNEY 156	15' 6" / 472 cm	37" / 94 cm	35.25" / 90 cm	37" / 94 cm	14.5" / 37 cm	20.5" / 52 cm	20.5" / 52 cm	1.25" / 3 cm	1.25" / 3 cm	1100 lbs / 499 kg	83 lbs / 38 kg				
JOURNEY 167	16' 7" / 505 cm	37" / 94 cm	35.25" / 90 cm	37" / 94 cm	14.5" / 37 cm	20.5" / 52 cm	20.5" / 52 cm	1.25" / 3 cm	1.25" / 3 cm	1200 lbs / 544 kg	88 lbs / 40 kg				
SERENADE 13	13' 1" / 396 cm	28.25" / 72 cm	26.5" / 67 cm	28.25" / 72 cm	11.5" / 29 cm	16" / 41 cm	13.5" / 34 cm	1" / 3 cm	0.5" / 1 cm	300 lbs / 136 kg		42 lbs / 19 kg	45 lbs / 20 kg		

VERSATILE

EXPLORER	15' 11" / 486 cm	35.25" / 90 cm	33.25" / 84 cm	35.25" / 90 cm	14.5" / 37 cm	21.25" / 54 cm	21" / 53 cm	2.25" / 6 cm	2.25" / 6 cm	1100 lbs / 499 kg	72 lbs / 33 kg			72 lbs / 33 kg	
EXPLORER KEVLAR	16' 3" / 495 cm	34.5" / 88 cm	33.25" / 84 cm	34.5" / 88 cm	14.5" / 37 cm	22.75" / 58 cm	21" / 53 cm	2.25" / 6 cm	2.25" / 6 cm	1100 lbs / 499 kg		54 lbs / 24 kg	57 lbs / 26 kg		
EXPLORER ULTRALITE	16' 3" / 495 cm	34.5" / 88 cm	33.25" / 84 cm	34.5" / 88 cm	14.5" / 37 cm	22.75" / 58 cm	21" / 53 cm	2.25" / 6 cm	2.25" / 6 cm	1100 lbs / 499 kg		45 lbs / 20 kg	48 lbs / 22 kg		
EXPLORER LT	15' 11" / 486 cm	35.25" / 88 cm	33.25" / 84 cm	35.25" / 88 cm	14.5" / 37 cm	21.25" / 58 cm	21" / 53 cm	2.25" / 6 cm	2.25" / 6 cm	1100 lbs / 499 kg		65 lbs / 29 kg	68 lbs / 31 kg		
40TH ANNIVERSARY EXPLORER	16' 3" / 495 cm	34.5" / 90 cm	33.25" / 84 cm	34.5" / 90 cm	14.5" / 37 cm	22.75" / 54 cm	21" / 53 cm	2.25" / 6 cm	2.25" / 6 cm	1100 lbs / 499 kg			57 lbs / 26 kg		
EXPLORER 15	14' 9" / 450 cm	35.75" / 91 cm	33.75" / 86 cm	35.75" / 91 cm	14.25" / 36 cm	21" / 53 cm	20" / 51 cm	2.25" / 6 cm	2.25" / 6 cm	850 lbs / 386 kg	62 lbs / 28 kg		62 lbs / 28 kg		
FREEDOM SOLO	14' 7" / 444 cm	30.5" / 77 cm	29" / 74 cm	30.5" / 77 cm	14.25" / 36 cm	20" / 51 cm	19.75" / 50 cm	2.5" / 6 cm	2.5" / 6 cm	750 lbs / 340 kg	55 lbs / 25 kg		55 lbs / 25 kg		

TOURING

REFLECTION 15	15' 4" / 467 cm	34" / 86 cm	33" / 84 cm	34" / 86 cm	13.5" / 34 cm	19" / 48 cm	19" / 48 cm	1" / 3 cm	1" / 3 cm	800 lbs / 363 kg	61 lbs / 28 kg	58 lbs / 26 kg			
REFLECTION 17	17' 4" / 528 cm	33.5" / 90 cm	33" / 84 cm	33.5" / 90 cm	13" / 33 cm	19.5" / 50 cm	19.5" / 50 cm	2.25" / 6 cm	.5" / 1 cm	900 lbs / 408 kg	69 lbs / 31 kg	69 lbs / 31 kg			
MALECITE	16' 5" / 501 cm	34.5" / 88 cm	32.25" / 82 cm	34.5" / 88 cm	13" / 33 cm	19" / 48 cm	18" / 46 cm	1.5" / 4 cm	2" / 5 cm	850 lbs / 386 kg		51 lbs / 23 kg	54 lbs / 24 kg		
MALECITE ULTRALITE	16' 5" / 501 cm	34.5" / 88 cm	32.25" / 82 cm	34.5" / 88 cm	13" / 33 cm	19" / 48 cm	18" / 46 cm	1.5" / 4 cm	2" / 5 cm	850 lbs / 386 kg		43 lbs / 20 kg	46 lbs / 21 kg		

TRIPPING

EXPEDITION 176	17' 6" / 533 cm	34" / 84 cm	33" / 84 cm	35.5" / 90 cm	15.25" / 39 cm	22" / 56 cm	18.5" / 47 cm	2" / 5 cm	1.25" / 3 cm	1175 lbs / 533 kg		60 lbs / 27 kg	63 lbs / 29 kg		
EXPEDITION 186	18' 6" / 564 cm	33" / 86 cm	32.75" / 83 cm	35" / 89 cm	14.5" / 37 cm	21" / 53 cm	18" / 46 cm	2" / 5 cm	1" / 3 cm	1250 lbs / 567 kg		62 lbs / 28 kg	65 lbs / 29 kg		

DOWN RIVER

LEGEND 15	15' / 457 cm	33.5" / 85 cm	33" / 84 cm	33.5" / 85 cm	14.5" / 37 cm	22" / 56 cm	20" / 51 cm	2" / 5 cm	2" / 5 cm	960 lbs / 435 kg	66 lbs / 30 kg		66 lbs / 30 kg		
LEGEND 16	16' / 488 cm	33.5" / 85 cm	33.5" / 85 cm	33.5" / 89 cm	14.5" / 37 cm	22" / 56 cm	20" / 51 cm	2" / 5 cm	2" / 5 cm	1100 lbs / 499 kg	72 lbs / 33 kg		72 lbs / 33 kg		

SPORTING

DUCK HUNTER 16	15' 11" / 486 cm	35.25" / 90 cm	33.25" / 84 cm	35.25" / 90 cm	14.5" / 37 cm	21.25" / 54 cm	21" / 53 cm	2.25" / 6 cm	2.25" / 6 cm	1100 lbs / 499 kg			74 lbs / 34 kg		
DUCK HUNTER 15	14' 9" / 450 cm	35.75" / 91 cm	33.75" / 86 cm	35.75" / 91 cm	14.25" / 36 cm	21" / 53 cm	20" / 51 cm	2.25" / 5.75 cm	2.25" / 5.75 cm	850 lbs / 386 kg			64 lbs / 29 kg		
ANGLER 14	13' 11" / 424 cm	37.25" / 95 cm	35.5" / 90 cm	37.25" / 95 cm	14.25" / 36 cm	21" / 53 cm	21.25" / 54 cm	.75" / 2 cm	1" / 2 cm	750 lbs / 340 kg	59 lbs / 27 kg	56 lbs / 25 kg			

WHITEWATER

OUTRAGE	12' / 366 cm	25.5" / 65 cm	26.75" / 68 cm	28.25" / 72 cm	15.5" / 39 cm	23.5" / 60 cm	22.25" / 57 cm	5.5" / 14 cm	5.75" / 15 cm	425 lbs / 193 kg	52 lbs / 24 kg		52 lbs / 24 kg		
OUTRAGE X	13' / 396 cm	25.5" / 65 cm	27.25" / 69 cm	29" / 74 cm	15" / 38 cm	24.75" / 63 cm	22" / 56 cm	6" / 15 cm	5" / 13 cm	550 lbs / 249 kg	53 lbs / 24 kg		53 lbs / 24 kg		
CAPTION	14' / 427 cm	30" / 76 cm	30.5" / 77 cm	32" / 81 cm	15.5" / 39 cm	23" / 58 cm	23" / 58 cm	5" / 13 cm	5" / 13 cm	850 lbs / 386 kg	54 lbs / 24 kg		54 lbs / 24 kg		

Polyethylene and Royalex expand and contract with changes in temperature and humidity. Actual dimensions can vary from those shown in the Specifications Chart due to molding process and/or exposure to extreme hot or cold temperatures. Slight variations are not covered by warranty. Specifications and features are subject to change without prior notice.

-25-

-26-

GLOBAL HEADQUARTERS
MAD RIVER CANOE
575 Mauldin Road, Suite 200
Greenville, SC 29607

Tel or Fax: 888-52 KAYAK
(888-525-2925)
www.madrivercanoe.com

INTERNATIONAL
NORWAY

Scandinavian Sports Concepts AS
Tel: +47 97 07 00 81
e-mail: ptr@scansports.no

GERMANY, SWITZERLAND, AUSTRIA,
FRANCE, CZECH REPUBLIC, SLOVENIA,
POLAND, ITALY
Blue And White
Tel: +49 803690630
e-mail: info@kajak.de

NETHERLANDS,
BELGIUM, LUXEMBOURG
Kanocentrum
Tel: +31 (75) 621 8805
e-mail: info@kajak.nl

JAPAN
Mont Bell
Tel: +81 (0) 6 6536 5740
e-mail: support@montbell.com

SPAIN

Outdoor Kayak
Tel: +34 973-662 092
e-mail: info@outdoorkayak.com

AUSTRALIA

Paddle Pro
Tel: +61 (0) 3 9546 7486
e-mail: sales@paddlepro.com.au

REPUBLIC OF IRELAND,
NORTHERN IRELAND

Progressive Distribution
Tel: +353-87-2228767
e-mail: info@progressivedistribution.ie

RUSSIA

Three Elements
Tel: +7 (495) 5045260
e-mail: alex@tristihii.ru

MEXICO

United Watercraft
Tel: +52 (555) 272 2132
e-mail: boatbox@boatbox.com.mx

UNITED KINGDOM

EXCEPT NORTHERN IRELAND
Palm Equipment International Ltd.
Tel: +44 1275 798100
e-mail: info@madrivercanoe.co.uk

FINLAND, SWEDEN

Bear & Water
Tel: +358 (10) 423 6900
e-mail: sale@bearwater.fi

VENEZUELA

Adrenalina Deportes
Tel: +58 (212) 762 2284
e-mail: servicioalcliente@adrenalina.com

All Mad River Canoes are designed and manufactured in the U.S.A. and are covered by a Limited Lifetime Warranty. Some limitations apply. Visit www.madrivercanoe.com for full details.

To see a full assortment of Mad River Canoe outfitting and accessories visit www.harmonygear.com.

Colors may vary slightly from those shown in catalog. Color combinations (Camo) will vary from those shown in catalog and are unique for each boat we produce. Variations in color are not covered by warranty.

Prices shown are based on US Manufacturer's Suggested Retail Price and are subject to change.

FSC Logo
Placement